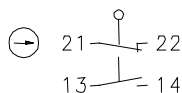


Series SLK – with separate actuator

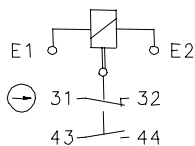
Description **SLK-FVTU24UC-55-ARFT1X**

Article number **6118119076**

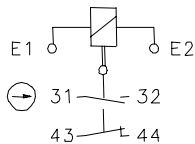
Position monitoring
of guard locking



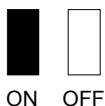
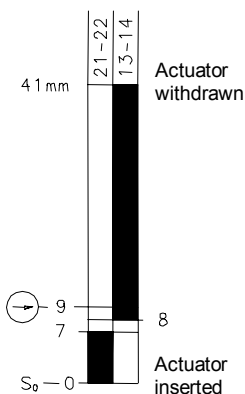
Termination electromagnet
with contact position
E1, E2 without current



E1, E2 with current

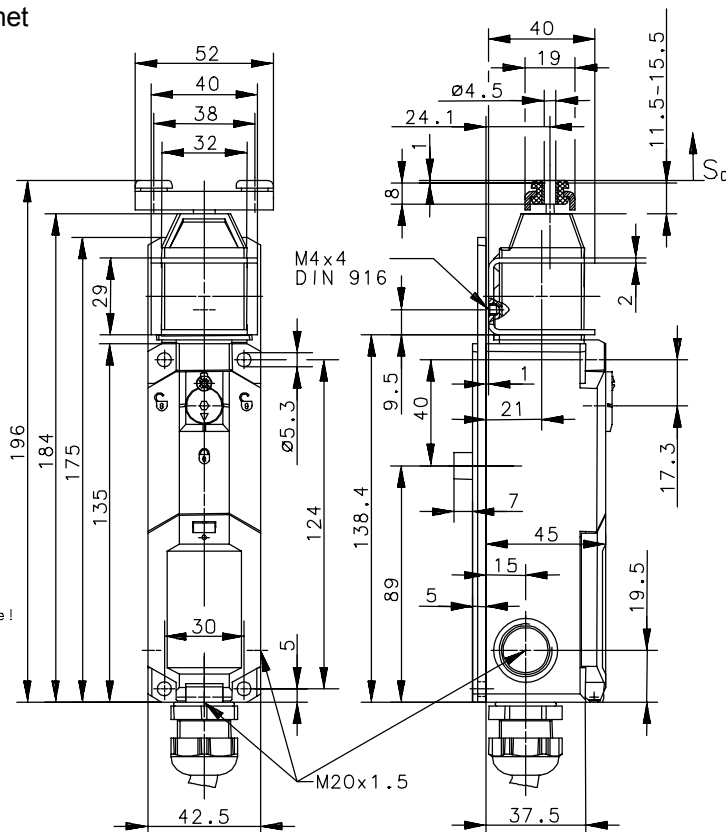
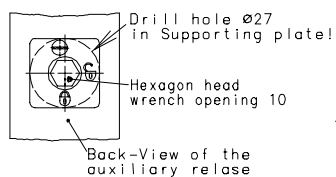


Operating diagram



Tolerances

Actuating force: $\pm 15\%$



Electrical data

Protection class II, totally insulated

Contact elements

Rated insulation voltage U_i 250V

Conv. thermal current I_{the} 2,5A

Utilization category AC-15, U_e/I_e 230V/2,5A

Direct opening action \ominus according to IEC/EN 60947-5-1, Annex K

Short-circuit protective device 4A gL

Electro magnets

Duty cycle 100% ED (at E1; E2)

Temperature class B (130°C)

Inrush power consumption 56VA (0,2s)

Permanent power consumption 1,1VA

Switch operations permanent 600/h

Operating voltage 24V AC/DC

This document will not become the contractual basis; the details included herein do not constitute any descriptions of expected conditions, so that warranties/claims for defects on account of possible variations of the actual qualities from the qualities described herein are explicitly excluded. All rights reserved. Specifications subject to change without notice!

Mechanical data			
Enclosure	Thermoplastic GV (UL94-V0)		
Cover	Thermoplastic GV (UL94-V0)		
Actuating head	Thermoplastic GV / Zn-GD		
Actuator	Separate actuator (St / PA)		
	Minimum actuating radius	R_{\min}	400mm
	Velocity for actuating	V_{\max}	0,5 ^m / _s
	Extraction force		≥ 27N
Interlocking principle	Spring force		
Unlocking	a) magnetic force b) auxiliary release		
Hold on force	≤ 1500N acc. to GS-ET-19		
	F_{zh}		
Ambient air temperature	-25°C ... +70°C		
Contact type	2 NC, 2 NO		
Switching principle	4 slow make and break contact elements		
Mechanical life	1 x 10 ⁶ switching cycles (at max. 600 switch operations / h)		
Assembly	4 x M5		
Connection	WAGO male connector 769-610/ 002-000 und 500-988-74		
Connecting cable	Lapp Ölflex Classic 110 12x0,75 specified acc. to H05VV5-F nach DIN VDE 0281-13		
Cable entrance	Tight cable gland M20x1,5		
Weight	≈ 0,87kg		
Installation position	Operator definable		
Protection type	IP67 acc. to IEC/EN 60529		

Actuation
4 different actuating directions achievable by rotating the actuating head.

Standards	VDE 0660 T100, DIN EN 60947-1, IEC 60947-1 VDE 0660 T200, DIN EN 60947-5-1, IEC 60947-5-1 GS-ET-19
------------------	--

EU Conformity 

Approvals
BG
cCSA_{US} B300 (same polarity)

Notes
The degree of protection (IP code) specified applies solely to a property closed cover.
The switch may not be used as a mechanical stop.
When power is removed from the electromagnet (solenoid) the safety guard will be in locked position.
To operate the manual release loosen the screw and turn the hexagonal nut 90°.
To operate the backside auxiliary release loosen the screw and turn the hexagonal nut into unlocked position.

This document will not become the contractual basis; the details included herein do not constitute any descriptions of expected conditions, so that warranties/claims for defects on account of possible variations of the actual qualities from the qualities described herein are explicitly excluded. All rights reserved. Specifications subject to change without notice!

Date of issue: 05.04.2005 / Page 2 of 2
Document : 6118119076_en / Last update: 1 / 2236-05