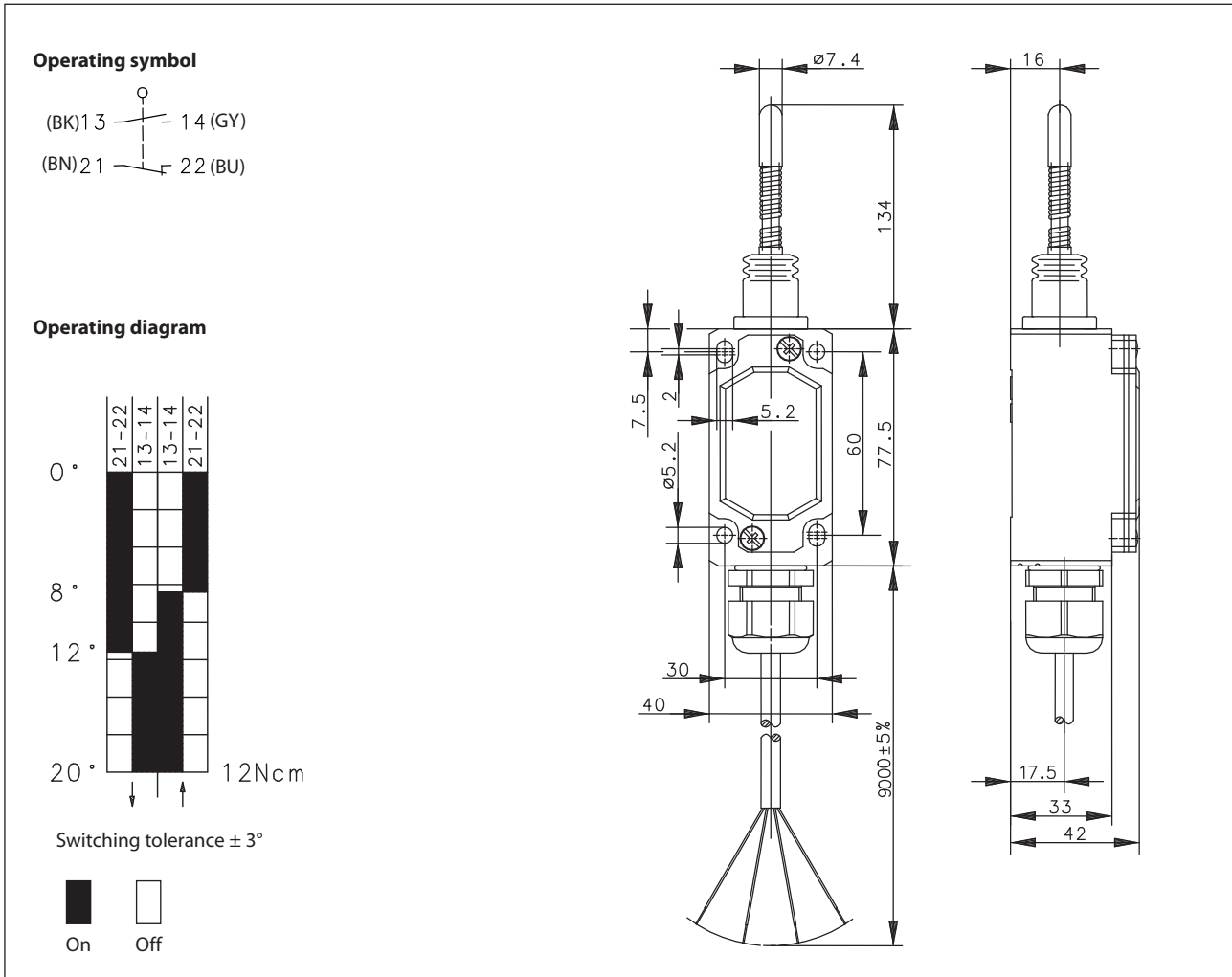


**Metal bodied limit switch -**  $\text{Ex II 2 G}$   
 Series ENM2-EX  $\text{Ex II 2 D}$

Description **ENM2-SU1 EX FF -9M-**

Article number **6097190100**





Electrical Data		
Rated insulation voltage	$U_i$	250 V AC
Conv. thermal current	$I_{the}$	5 A
Rated operational voltage	$U_e$	230 V
Utilization category		AC-15, $U_e/I_e$ 240 V / 3 A; DC-13, $U_e/I_e$ 250 V / 0,27 A
Short-circuit protective device		Fuse 6 A gG
Protection class		II, fully insulated (see notes)

Mechanical data	
Enclosure	Die-cast aluminium
Cover	Sheet aluminium
Actuator	wobble stick with plastic slide
Ambient air temperature	-20 °C ... +60 °C
Maximum surface temperature	+80 °C / T6
Contact type	1 NC, 1 NO (Zb)
Mechanical life	2 x 10 <sup>6</sup> operating cycles
Mechanical switching frequency	≤ 50 / min.
Switching frequency under max. load	≤ 20 / min. (AC), ≤ 15 / min. (DC)
Permissible actuating speed	≥ 10 mm / min; ≤ 1 m/s
Assembly	4 x M5
Connection	Control cable (with wire end ferrules)
Conductor cross-sections	4 x 0,75mm <sup>2</sup>
Cable entrance	1 x cable gland M20x1.5
Weight	Approx. 0,77 kg
Installation position	Any, installed in a protected position on the underside of the enclosure
Protection type of the installed switch block	IP66/IP67 acc. to IEC/EN 60529

ID for safety engineering	
B10d	4 x 10 <sup>6</sup> cycles

Actuation
The wobble stick is suitable for three-dimensional starting directions in the vicinity of the plastic sliding piece. With the exception of the axial direction.

Standards
VDE 0660 T100, DIN EN 60947-1, IEC 60947-1
VDE 0660 T200, DIN EN 60947-5-1, IEC 60947-5-1
VDE 0170-1, DIN EN 60079-0, IEC 60079-0
VDE 0170-5, DIN EN 60079-1, IEC 60079-1
VDE 0170-15, DIN EN 60079-31, IEC 60079-31
DIN EN ISO 13849-1

Explosion Protection
 II 2 G Ex db IIC T6 Gb
 II 2 D Ex tb IIIC T80°C Db

EU-Type Examination Certificate	
Metal switch complete	TÜV 03 ATEX 2043X
Installed switch block	TÜV 03 ATEX 2021X

EU Conformity
acc. to explosion-protection directive 2014/34/EU

### Notes

The switching unit must be securely installed.

The cable must be securely laid and protected against mechanical damage.

The metal enclosure of the switch must be earthed if the enclosure can be expected to develop a hazardous charge during operation.

The switch may not be used as a mechanical stop.

Other cable lengths on request.