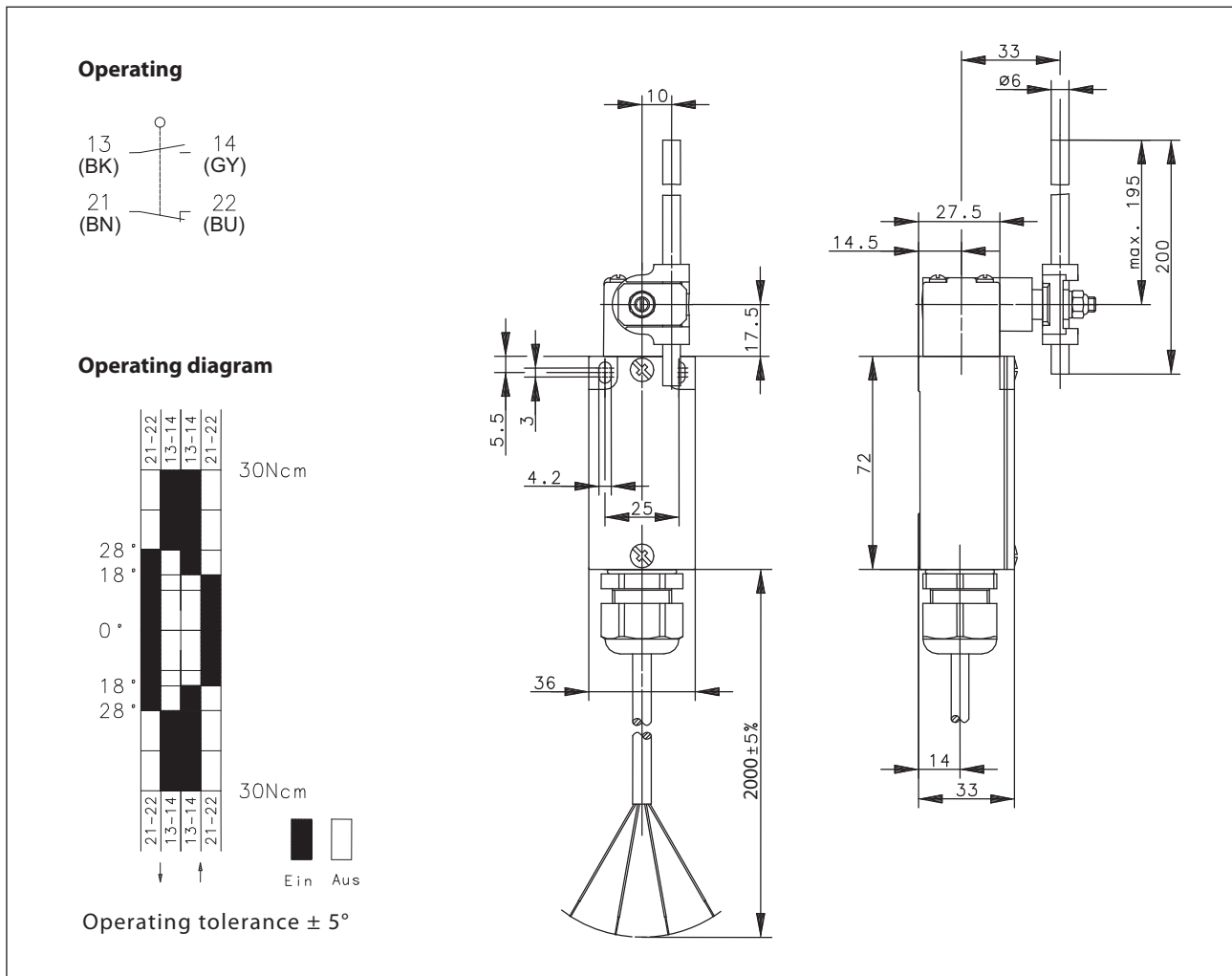


Metal bodied limit switch – Ex II 2 G
 Series GC-EX Ex II 2 D

Description **GC-SU1 EX AD -2M-**

Article number **6092187042**





Electrical data		
Rated insulation voltage	U_i	250 V AC
Conv. thermal current	I_{the}	5 A
Rated operational voltage	U_e	230 V AC
Utilization category		AC 15, 240 V/3 A; DC 13, 250 V/0,27 A
Short-circuit protective device		Fuse 6 A gG
Safety class		II, fully insulated (see notes)

Mechanical Data	
Enclosure	Die-cast aluminium
Cover	Sheet aluminium
Actuator	Lever arm housing (Zn-DG), rod (AL)
Ambient air temperature	-20 °C ... +60 °C
Maximum surface temperature	+80 °C / T6
Contact type	1 NC, 1 NO
Mechanical life	2 x 10 ⁶ switching cycles
Mechanical switching frequency	≤ 50 / min.
Switching frequency under max. load	≤ 20 / min. (AC), ≤ 15 / min. (DC)
Permissible actuating speed	≥ 10 mm/min; max. 1 m/s
Assembly	2 screws M4
Connection	Control cable (with wire end ferrules)
Conductor cross-sections	4 x 0,75 mm ²
Cable entrance	1 x cable gland (M20x1.5)
Weight	≈ 0,4 kg
Installation position	Any, installed in a protected position on the underside of the enclosure
Protection type of the installed switch block	IP 66 / IP 67 acc. to IEC / EN 60529

Actuation
The actuating device is preferably started from 2 side.

Standards
VDE 0660 T100, DIN EN 60947-1, IEC 60947-1
VDE 0660 T200, DIN EN 60947-5-1, IEC 60947-5-1
VDE 0170-1, DIN EN 60079-0, IEC 60079-0
VDE 0170-5, DIN EN 60079-1, IEC 60079-1
VDE 0170-15, DIN EN 60079-31, IEC 60079-31

Explosion Protection
 II 2 G Ex db IIC T6 Gb
 II 2 D Ex tb IIIC T80°C Db

EU-Type Examination Certificate	
Safety switch complete	TÜV 03 ATEX 2043X
Installed switch block	TÜV 03 ATEX 2021X

EU Conformity
acc. to explosion-protection directive 2014/34/EU

Notes
<p>The switching unit must be securely installed.</p> <p>The cable must be securely laid and protected against mechanical damage.</p> <p>The switch may not be used as a mechanical stop.</p> <p>The metal enclosure of the switch must be earthed if the enclosure can be expected to develop a hazardous charge during operation.</p> <p>Other cable lengths on request.</p>