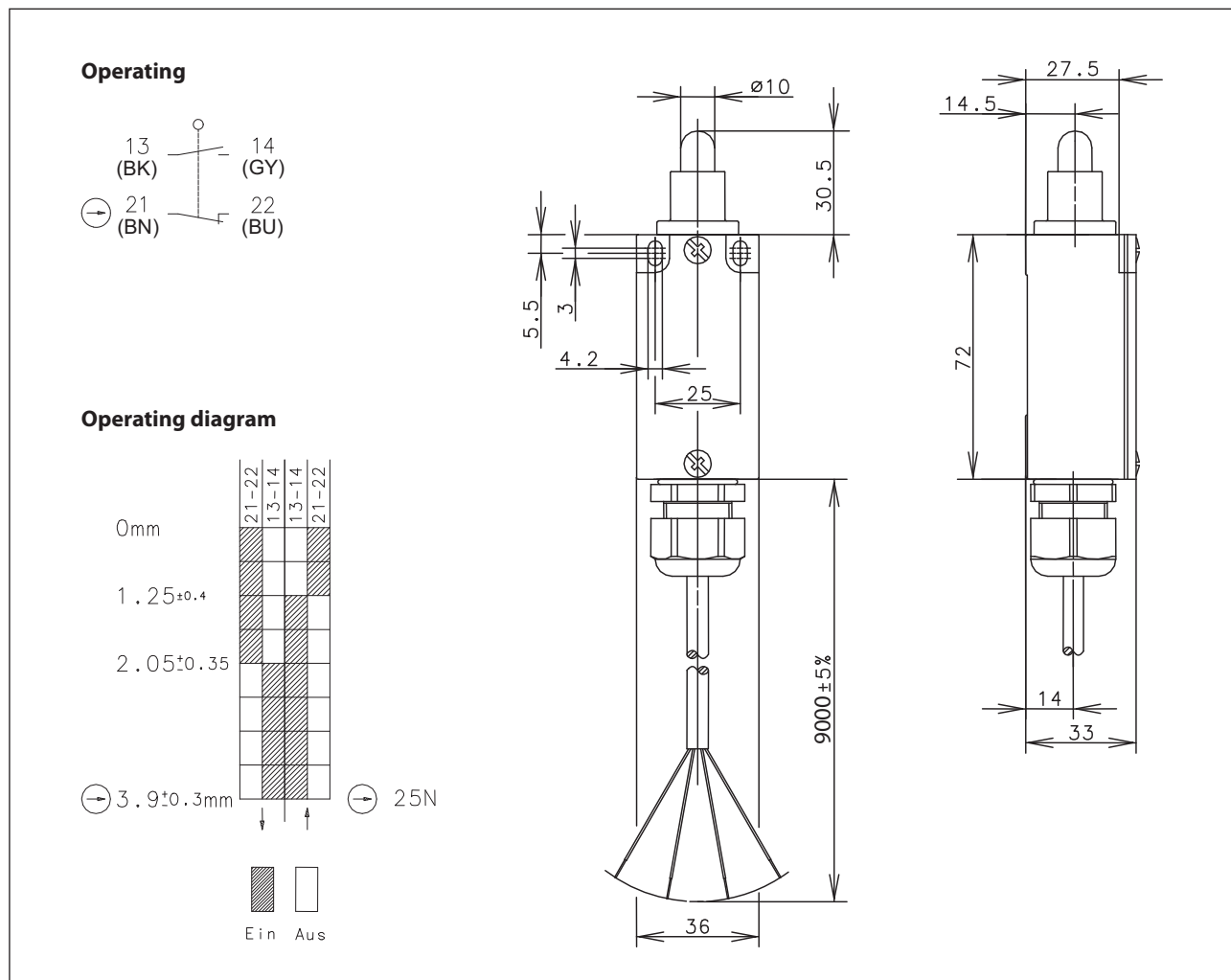


**Metal bodied limit switch – Ex II 2 G
Series GC-EX Ex II 2 D**

Description **GC-SU1Z EX iw-9M-**

Article number **6092152005**





Electrical data		
Rated insulation voltage	U_i	250 V AC
Conv. thermal current	I_{the}	5 A
Rated operational voltage	U_e	230 V AC
Utilization category		AC 15, 240 V/3 A; DC 13, 250 V/0,27 A
Direct opening action	\rightarrow	acc. to IEC/EN 60947-5-1, Annex K
Short-circuit protective device		Fuse 4 A gG (with safety function) Fuse 6 A gG
Safety class		II, fully insulated (see notes)

Mechanical Data	
Enclosure	Die-cast aluminium
Cover	Sheet aluminium
Actuator	Push bolt (st)
Ambient air temperature	-20 °C ... +60 °C
Maximum surface temperature	80 °C / T6
Contact type	1 NC, 1 NO (Zb)
Mechanical life	2 x 10 ⁶ switching cycles
Mechanical switching frequency	max. 50 / min.
Switching frequency under max. load	max. 20 / min. (AC), max. 15 / min. (DC)
Permissible actuating speed	min. 10 mm/min; max. 0,5 m/s
Assembly	2 screws M4
Connection	Control cable (with wire end ferrules)
Conductor cross-sections	4 x 0,75 mm ²
Cable entrance	1 x cable gland (M20x1.5)
Weight	≈ 0,74 kg
Installation position	Any, installed in a protected position on the underside of the enclosure
Protection type of the installed switch block	IP 66/IP 67 acc. to IEC/EN 60529

ID for safety engineering	
B10d	4 x 10 ⁶ cycles

Actuation	
The push bolt actuator is mainly intended to be actuated along it's axis. Side actuation will considerably reduce switch life.	

Standards	
	VDE 0660 T100, DIN EN 60947-1, IEC 60947-1
	VDE 0660 T200, DIN EN 60947-5-1, IEC 60947-5-1
	VDE 0170-1, DIN EN 60079-0, IEC 60079-0
	VDE 0170-5, DIN EN 60079-1, IEC 60079-1
	VDE 0170-15, DIN EN 60079-31, IEC 60079-31
	DIN EN ISO 13849-1

Explosion Protection	
	 II 2 G Ex db IIC T6 Gb
	 II 2 D Ex tb IIIC T80°C Db

EU-Type Examination Certificate	
Metal switch complete	TÜV 03 ATEX 2043X
Installed switch block	TÜV 03 ATEX 2021X

BG-Type Examination Certificate	
	Installed switch block
	GS-ET-15

EU Conformity

acc. to explosion-protection directive 2014/34/EU

Notes

The switching unit must be securely installed.
The cable must be securely laid and protected against mechanical damage.
The metal enclosure of the switch must be earthed if the enclosure can be expected to develop a hazardous charge during operation.
The switch may not be used as a mechanical stop.
Other cable lengths on request.