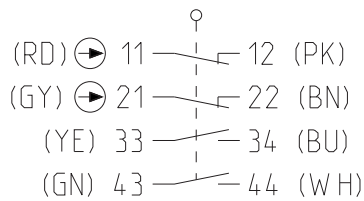


Plastic bodied limit switch Series I49

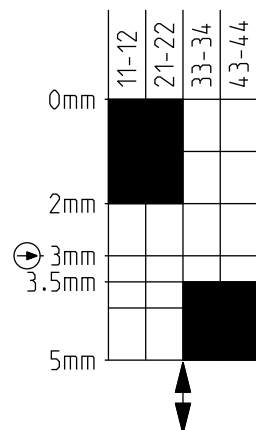
Description **I49-U2Z IW Z**

Article number **6089202075**

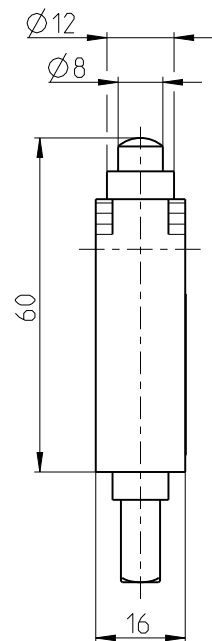
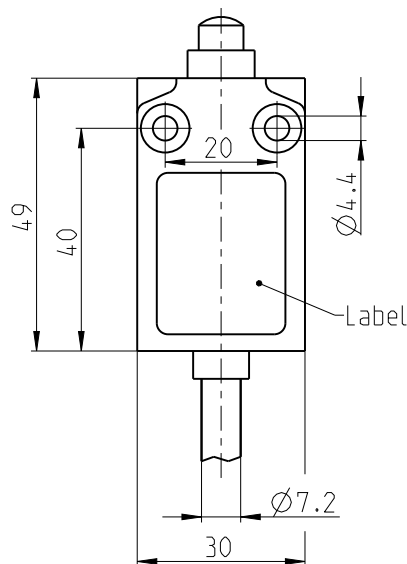
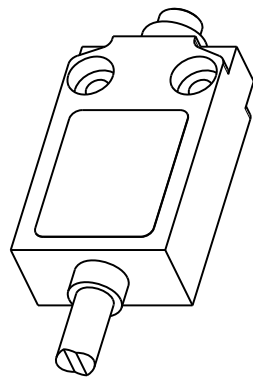
Operating symbol



Operating diagram



On
 Off



Electrical Data

Rated insulation voltage acc. to DIN EN 60947-1	U_i 250 V (degree of pollution 3)
Conv. thermal current acc. to DIN EN 60947-5-1) $0 < 40^\circ\text{C}$	I_{the} 4 A
Rated operational voltage	U_e 240 V
Utilization category	AC-15, 24 V - 4 A / 240 V - 3 A DC-13, 24 V - 2 A / 250 V - 0.4 A
Direct opening action	\ominus acc. to IEC/EN 60947-5-1
Short-circuit protective device $U_e < 500$ V a.c. - gG type fuses	Fuse 4 A gG
Protection class	II, totally insulated

Mechanical data	
Enclosure	Pre-wired, Double insulation, Plastic Casing IP67, 30 mm width (polymeric)
Actuator	Plunger (nikel -plated)
Ambient air temperature	
-during operation	-25 °C ... +70 °C
-for storage	-40 °C ... +70 °C
Contact type	Non-overlapping slow-action contacts, 2 N.C., 2N.O.
Mechanical life	10 x 10 ⁶ switching cycles
Switching frequency	60 / min
Resistance between contacts	< 25 mΩ
Connection	PVC 8 x AWG 22 cable, 1m length
Installation position	All positions are authorized
Protection type	IP67 acc. to IEC/EN 60529

Standards	
	DIN EN 60947-1
	DIN EN 60947-5-1

EU Conformity	
	acc. to directive 2014/35/EU (Low-Voltage-Directive)