

Accessories

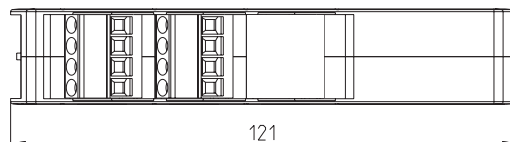
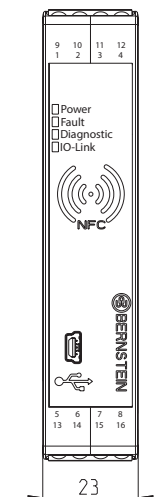
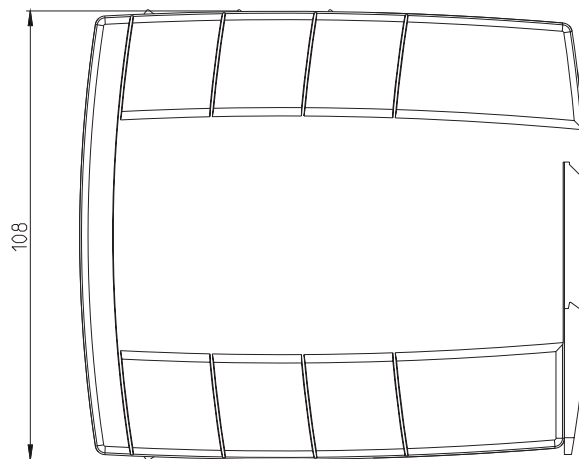
Series SRF

Description **SRF DI6-C-0/1-T**

Article number **6075619125**

Connection

- terminal 1 – +24 V DC
- terminal 2 – IO-Link 24 V
- terminal 3 – IO-Link CQ
- terminal 4 – GND
- terminal 5 – Diagnostic 1.1 IN
- terminal 6 – Diagnostic 1.2 IN
- terminal 7 – Diagnostic 2.1 IN
- terminal 8 – Diagnostic 2.2 IN
- terminal 9 – Diagnostic 3.1 IN
- terminal 10 – Diagnostic 3.2 IN
- terminal 11 – Diagnostic 4.1 IN
- terminal 12 – Diagnostic 4.2 IN
- terminal 13 – Diagnostic 5.1 IN
- terminal 14 – Diagnostic 5.2 IN
- terminal 15 – Diagnostic 6.1 IN
- terminal 16 – Diagnostic 6.2 IN



Electrical Data

Rated operating voltage	U_e	24 V DC, Reverse polarity protection, +25 %, - 20 % (PELV / SELV power supply unit)
Voltage level		according to Typ 3 EN 61131-2
No-load current	I_0	≤ 15 mA
Short-circuit protection		yes
Electromagnetic interference		according to EN 61326-1 and EN 61131-9

IO – LINK specification		
IO – LINK Spec V 1.1		compliant
Speed	COM 2	38400 baud

Mechanical Data	
Enclosure	PA-GF, black
Front plate	PBT, light grey
Indication	1 x LED green Diagnostic 1 x LED green IO-Link 1 x LED red Fault 1 x LED green Power
Ambient temperature	-0 °C ... +60 °C
Storage temperature	-0 °C ... +60 °C
Maximum air humidity	50 % at 40 °C without condensation
Altitude	≤ 2000 m NHN
Connection	screw terminals
Type of protection	IP20
Protection class acc. to EN IEC 61558	III

EU Conformity
acc. to directive 2014/30/EU (EMC-Directive)

Approvals
cCSA _{US} (class 2 Power source)

Notes
NFC-interface USB 2.0-interface