

Accessories

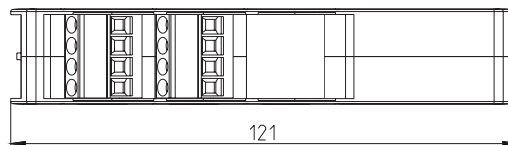
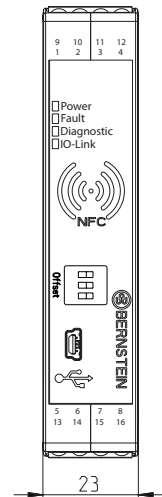
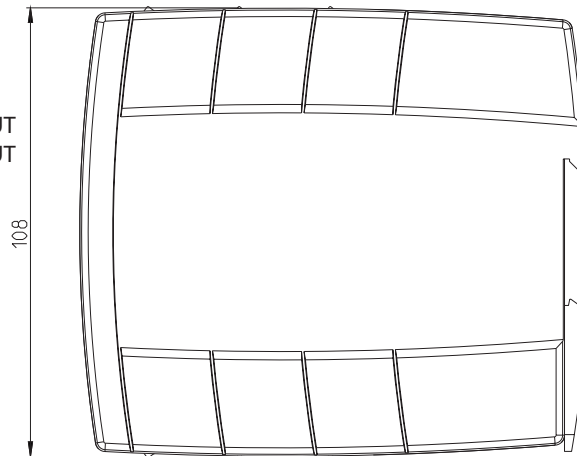
Series SRF

Description **SRF DI-C-8/1-T**

Article number **6075619123**

Connection

- terminal 1 – +24 V DC
- terminal 2 – IO-Link 24 V
- terminal 3 – IO-Link CQ
- terminal 4 – GND
- terminal 5 – Diagnostic 1 IN
- terminal 6 – Diagnostic 2 IN
- terminal 7 – Diagnostic 2 OUT
- terminal 8 – Diagnostic 1 OUT
- terminal 9 – Output 01
- terminal 10 – Output 02
- terminal 11 – Output 03
- terminal 12 – Output 04
- terminal 13 – Output 05
- terminal 14 – Output 06
- terminal 15 – Output 07
- terminal 16 – Output 08



Electrical Data

Rated operating voltage	U_e	24 V DC, Reverse polarity protection, +25 %, - 20 % (PELV / SELV power supply unit)
Voltage level		according to Typ 3 EN 61131-2
Rated operational current	I_e	50 mA (each signal output)
Voltage drop	U_d	< 3,5 V (each signal output)
No-load current	I_0	≤ 15 mA
Signal outputs		PNP, N.O. (closed by opened protective device)
Short-circuit protection		yes
Electromagnetic interference		according to EN 61326-1 and EN 61131-9

IO – LINK specification		
IO – LINK Spec V 1.1		compliant
Speed	COM 2	38400 baud

Mechanical Data	
Enclosure	PA-GF, black
Front plate	PBT, light grey
Indication	1 x LED green Diagnostic 1 x LED green IO-Link 1 x LED red Fault 1 x LED green Power
Ambient temperature	-0 °C ... +60 °C
Storage temperature	-0 °C ... +60 °C
Maximum air humidity	50 % at 40 °C without condensation
Altitude	≤ 2000 m NHN
Connection	screw terminals
Type of protection	IP20
Protection class acc. to EN IEC 61558	III

EU Conformity
acc. to directive 2014/30/EU (EMC-Directive)

Approvals
cCSA _{US} (class 2 Power source)

Notes
NFC-interface USB 2.0-interface