



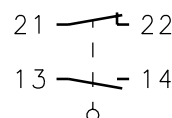
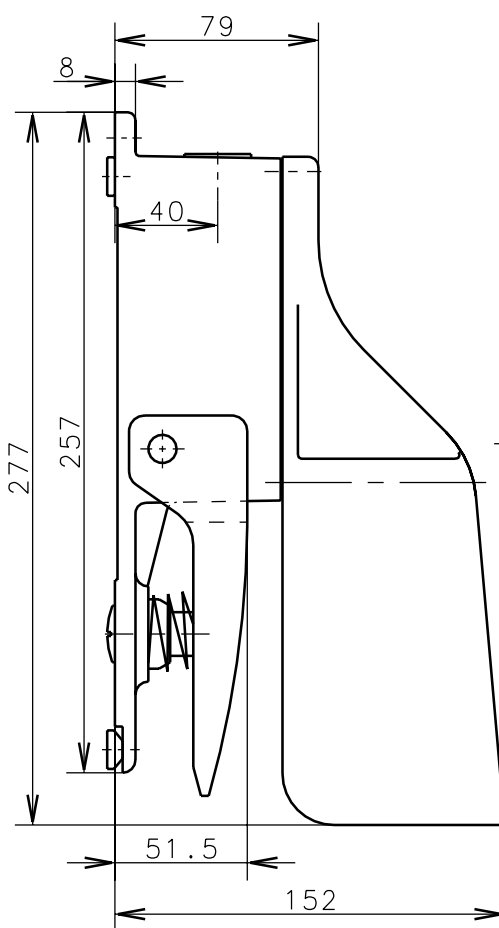
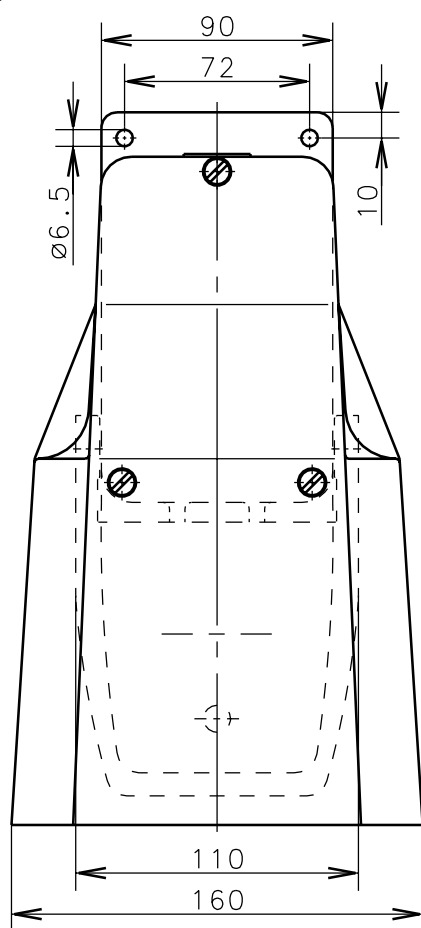
Bernstein

Bernstein AG
Postfach 1164
D-32437 Porta Westfalica

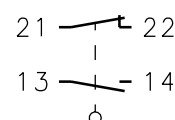
Technical data sheet

FG-SU2D UN

606.4900.038



pressure point



Switching symbol

Mechanical features

Enclosure: Al-sand cast
Cover: Al-sand cast
Protective guard: Al-die cast
Actuator: Foot lever

Ambient air temperature: -30°C up to +80°C
Contact type: 2 NC-contacts, 2 NO-contacts

Mechanical life: 10x10⁶ switch operations
Switch frequency: max. 50/min
Mounting: without mounting or 2 x M6
Connection type: 8 screw connections (M3.5)
Cable entry size: 1 x Pg16
Weight: approx. 2,5kg

Electrical features

Max. Voltage: 500 V AC
Max. enduring current: 1 th 10A
Max. inrush current: according to IEC 947-5-1, AC 15, DC 13
Standards: according to EN 60204; EN 60947-1; EN 60947-5-1
Protection class (IP-Code): IP65 according to EN 60529; DIN VDE 0470 T1
CSA: 10A 300V AC, A300 (same polarity)
Short-circuit protection: Fuse 2A gL/gG, IEC/EN 60947-5-1, appendix K

Remarks

The moving parts should be oiled periodically.
For the cable entry use jacks with threads and suitable sealing compound. Not used tapped holes must be closed with pegs and gasket. The lid screw should only be tightened hand tight. The earthing connection must be made with ring eyes or a ring terminal.
The planned protection class (IP-Code) is valid only at closed protective guard and when using an at least equivalent cable gland.