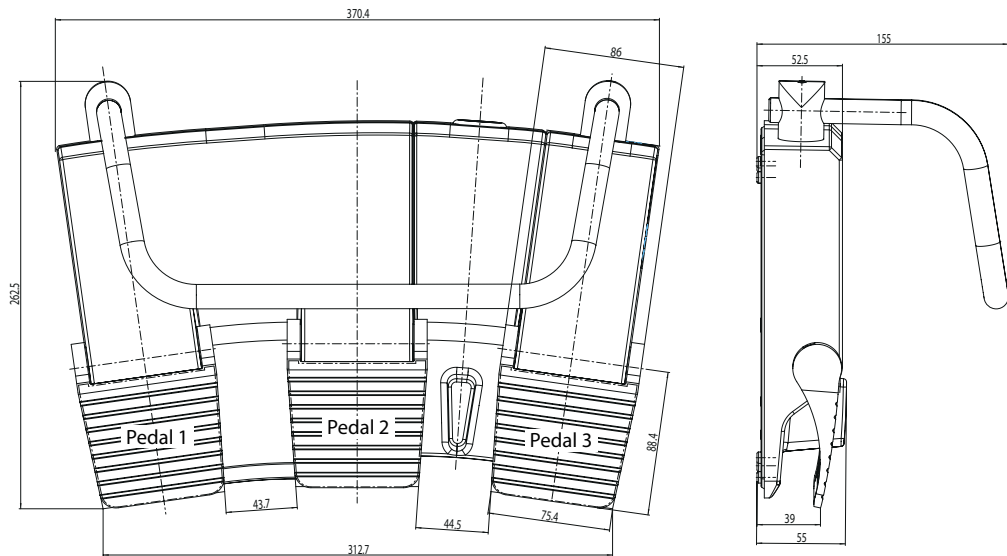
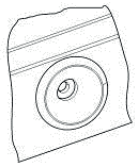


# Foot-switch Series FS3

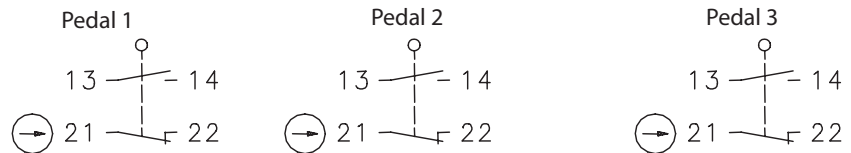
Description **FS3-500-500/500-BIS-0**

Article number **6060800031**

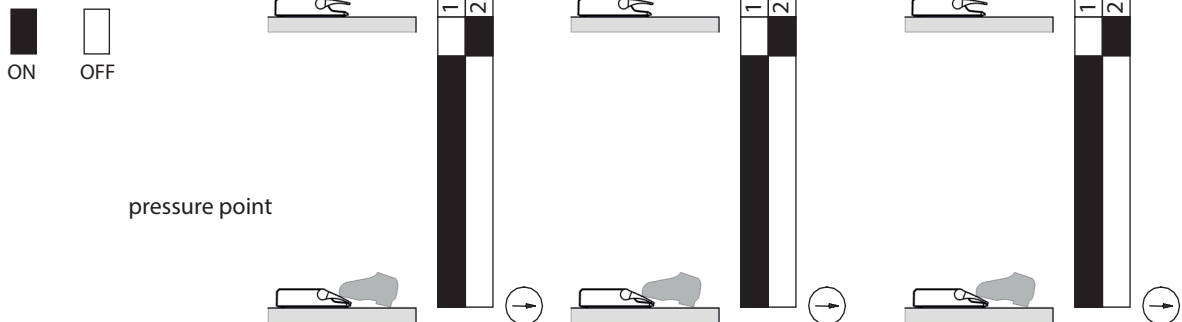
I-Cable gland  
Typ inside



### Switching symbol



### Operating diagramme



Electrical Data		
Rated insulation voltage	$U_i$	400 V AC
Conv. thermal current	$I_{the}$	10 A
Rated operational voltage	$U_e$	240 V
Utilization category		AC-15, $U_e / I_e$ 240 V AC / 3 A
Direct opening action	⊙	acc. to IEC/EN 60947-5-1, annex K
Short-circuit protective device		Fuse 2 A gG
Protection class		I

Mechanical data		
Enclosure		AL, die-cast (powder-coated), Pantone Cool Gray 2c
Cover		AL, die-cast (powder-coated), Pantone Cool Gray 2c
Actuator		3 Pedals (Thermoplastic), Pedal 1 : RAL 7036 platinum gray Pedal 2 : RAL 1004 golden yellow Pedal 3 : RAL 5015 sky blue
Ambient air temperature	$t = \infty$ $t \leq 2$ h (cleaning)	$-10\text{ °C} \leq T \leq +80\text{ °C}$ $-10\text{ °C} \leq T \leq +95\text{ °C}$
Normal use condition	temperature air humidity atmospheric pressure	$+10\text{ °C} \leq T \leq +40\text{ °C}$ 5 % ... 95 % - no condensation 700 hPa ... 1060 hPa
Storage and transport condition	temperature air humidity atmospheric pressure	$-20\text{ °C} \leq T \leq +80\text{ °C}$ 5 % ... 95 % - no condensation 700 hPa ... 1060 hPa
Contact type		3 Changover (Zb)
Operating force (pedal centre)		15 N $\pm$ 10 %
Mechanical life		$>1 \times 10^6$ operating cycles
Switching frequency		max. 50/min
Connection		screw terminals
Conductor cross-sections		Solid: 0,5 – 1,5 mm <sup>2</sup> Litz wire with ferrules: 0,5 – 1,5 mm <sup>2</sup>
Protective conductor terminal		2 x M4
Cable entrance		1 x cable gland inside M16 x 1,5 (clamp-range 3 – 7 mm)
Weight		$\approx 4,2$ kg
Protection type		IPX8 acc. to IEC/EN 60529 (0,15 bar / 1 h)

ID for safety engineering	
B10d	$2 \times 10^6$ cycles

Regulations	
	VDE 0660 T100, DIN EN 60947-1, IEC 60947-1
	VDE 0660 T200, DIN EN 60947-5-1, IEC 60947-5-1
	DIN EN ISO 13849-1

EU Conformity	
	acc. to directive 2014/35/EU

**Notes**

The specified protection classification (IP code) applies only when the cover is closed and the appropriate cable is used, in accordance with the clamping range of the above mentioned cable gland.