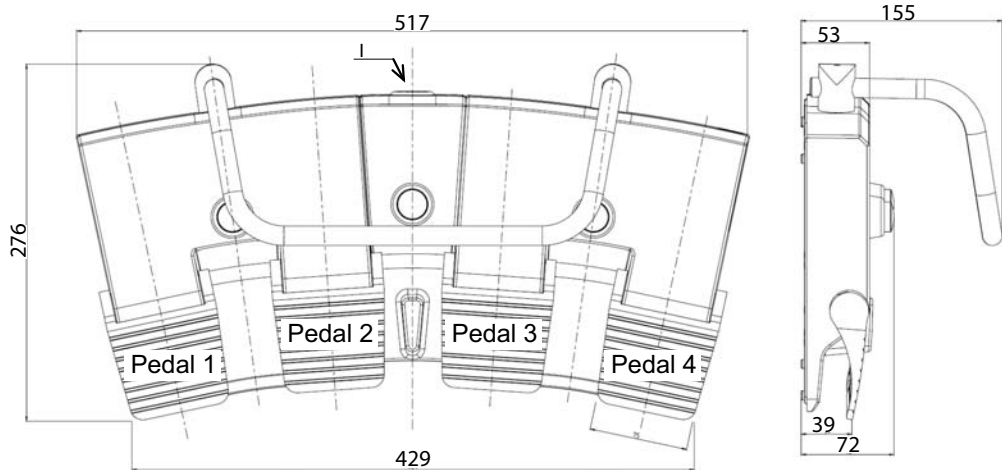
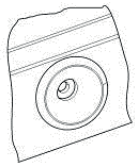


Foot-switch Series MF4

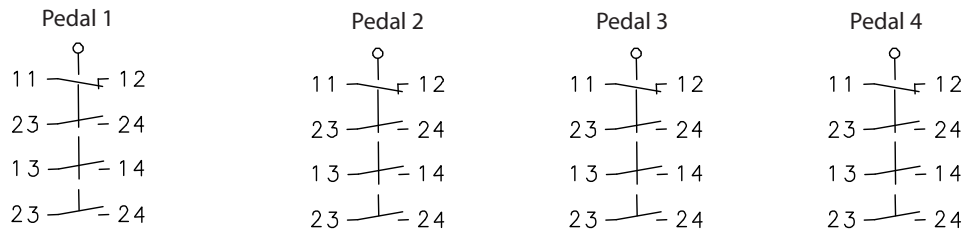
Description **MF4-100-100/100-100-BIT-0**

Article number **6060400024**

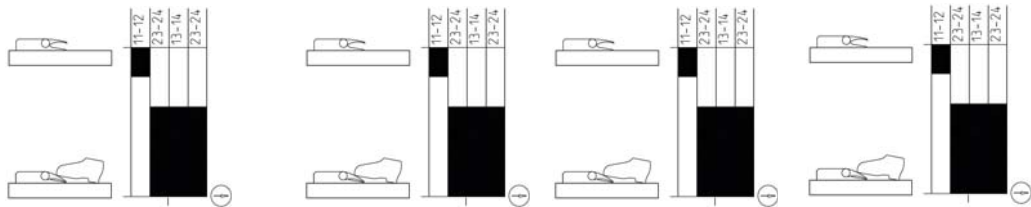
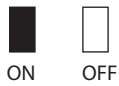
I-Cable gland
Typ inside




Switching symbol



Operating diagramme




Electrical Data		
Rated operational voltage	U_e	$\leq 30 \text{ V DC}$
Rated operational current	I_e	$\leq 0,5 \text{ A}$
Direct opening action		acc. to IEC/EN 60947-5-1, Annex K (pedal stop)
Protection class		I

Mechanical data		
Enclosure		AL, die-cast (powder-coated), Pantone Cool Gray 2c
Cover		AL, die-cast (powder-coated), Pantone Cool Gray 2c
Actuator		4 pedals (thermoplastic) Pedal 1, RAL 7036 platinum gray Pedal 2, RAL 1004 golden yellow Pedal 3, RAL 5015 sky blue Pedal 4, RAL 3000 flame red
Ambient air temperature	$t = \infty$ $t \leq 2 \text{ h (cleaning)}$	$-10 \text{ }^\circ\text{C} \leq T \leq +80 \text{ }^\circ\text{C}$ $-10 \text{ }^\circ\text{C} \leq T \leq +95 \text{ }^\circ\text{C}$
Normal use condition	temperature air humidity atmospheric pressure	$+10 \text{ }^\circ\text{C} \leq T \leq +40 \text{ }^\circ\text{C}$ 5 % ... 95 % - no condensation 700 hPa ... 1060 hPa
Storage and transport condition	temperature air humidity atmospheric pressure	$-20 \text{ }^\circ\text{C} \leq T \leq +80 \text{ }^\circ\text{C}$ 5 % ... 95 % - no condensation 700 hPa ... 1060 hPa
Contact type		1 N.C., 3 N.O. each pedal
Operating force (pedal centre)		$15 \text{ N} \pm 10 \%$
Mechanical life		$> 1 \times 10^6$ operating cycles
Switching frequency		max. 50/min
Connection		screw terminals
Conductor cross-sections		Solid: 0,5 – 1,5 mm ² Litz wire with ferrules: 0,5 – 1,5 mm ²
Protective conductor terminal		1 x M4
Cable entrance		1 x cable gland inside M16 x 1,5 (clamp-range \varnothing 7-12 mm)
Weight		$\approx 4,5 \text{ kg}$
Protection type		IPX8 acc. to IEC/EN 60529 (0,15 bar / 1 h)

ID for safety engineering	
B10d	2×10^6 cycles

Regulations	
	VDE 0660 T100, DIN EN 60947-1, IEC 60947-1
	VDE 0660 T200, DIN EN 60947-5-1, IEC 60947-5-1
	IEC 60601-1
	UL 60601-1
	DIN EN ISO 13849-1

EU Conformity	
	acc. to directive 2006/42/EC

Approvals	
Only if approved components are used.	
Test	
AP	
Notes	
<p>The specified protection classification (IP code) applies only when the cover is closed and the appropriate cable is used, in accordance with the clamping range of the above mentioned cable gland. Selection of components and installation of the grounding equipment conductor must fulfil IEC 60601-1 / UL 60601-1 requirements.</p>	