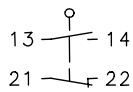


## Metal bodied limit switch Series GC

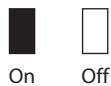
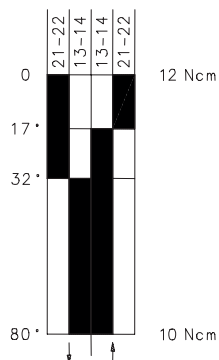
Description **GC-SU1 AD 270GR**

Article number **6021187119**

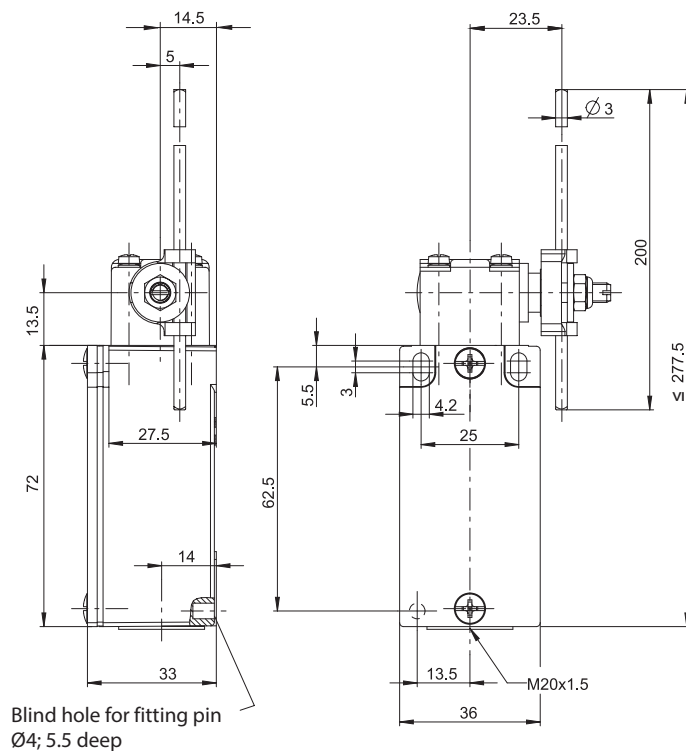
### Operating symbol



### Operating diagram



Tolerance:  
Operating Point  $\pm 3,5^\circ$ ;  
Operating torque  $\pm 10\%$



### Electrical Data

Rated insulation voltage	$U_i$	400 V AC
Conv. thermal current	$I_{the}$	10 A
Rated operational voltage	$U_e$	240 V
Utilization category		AC-15, $U_e/I_e$ 240 V / 3 A
Short-circuit protective device		Fuse 2 A gG
Protection class		I

Mechanical data	
Enclosure	Die-cast aluminium
Cover	Sheet aluminium
Actuator	Turret head (Zn-die cast), AD-rod (St)
Ambient air temperature	-30° C ... +80° C
Contact type	1 NC, 1 NO (Zb)
Mechanical life	1 x 10 <sup>7</sup> operating cycles
Switching frequency	≤ 100 / min.
Assembly	2 x M4
Connection	4 screw connections (M3,5)
Conductor cross-sections	Solid: 0,5 ... 1,5 mm <sup>2</sup> or Litz wire with ferrules: 0,5 ... 1,5 mm <sup>2</sup>
Cable entrance	1 x M20 x 1,5
Weight	≈ 0,22 kg
Installation position	operator definable
Protection type	IP65 acc. to IEC/EN 60529

Actuation
<p>The actuating device is preferably started from 2 sides. By loosening the 4 screws the actuation assembly can be rotated in 90 degree increments such that 8 actuation directions are possible. The actuation assembly is to be again fastened to the housing using the 4 screws.</p>

Standards
VDE 0660 T100, DIN EN 60947-1, IEC 60947-1
VDE 0660 T200, DIN EN 60947-5-1, IEC 60947-5-1

EU Conformity
acc. to directive 2014/35/EU

Approvals
cCSA <sub>US</sub> A300 (same polarity)
CCC

Notes
The degree of protection (IP code) specified applies solely to a property closed cover and the use of an equivalent cable gland with adequate cable.