

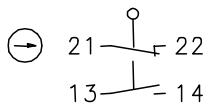
# Safety switch

## Series SLK – with separate actuator

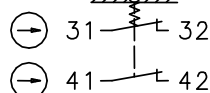
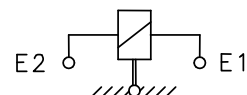
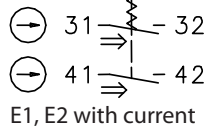
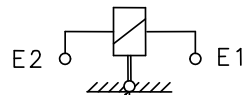
Description **SLK-M-NC-52-R0-A0-L0-0**

Article number **6018119065**

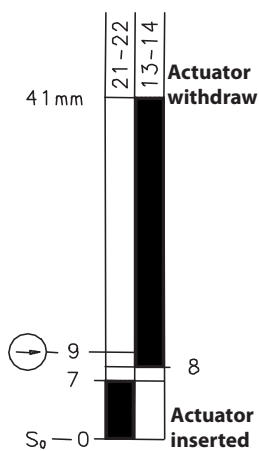
**Position monitoring of guard locking**  
(not wired)



**Termination electromagnet with contact position**  
E1, E2 without current

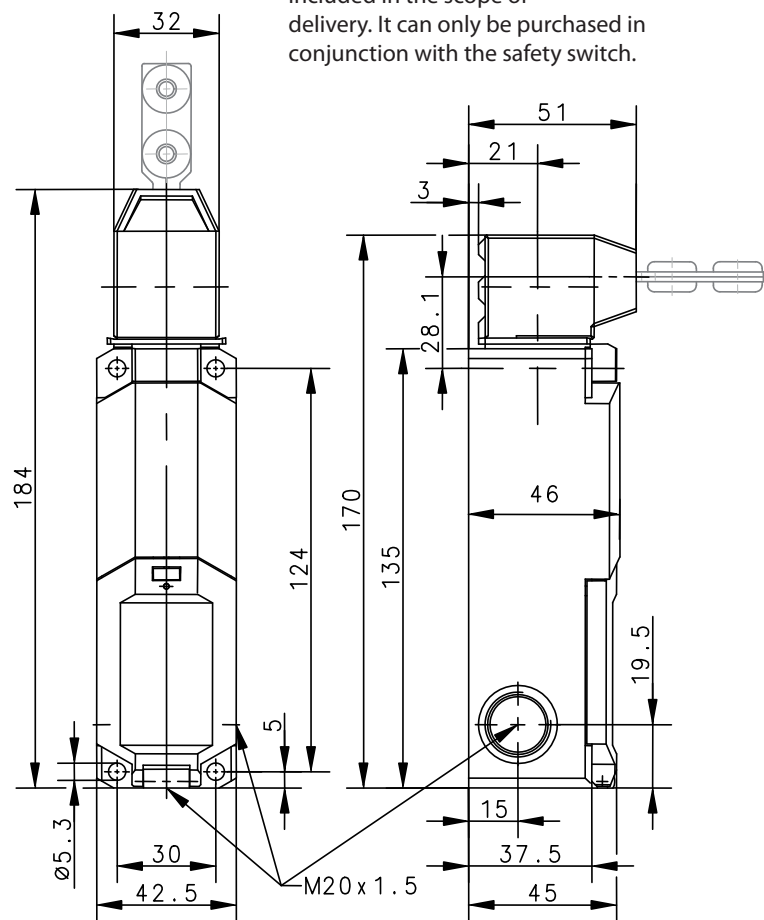


**Operating diagram**



On  
 Off  
 Tolerances:  
 Actuating force: ± 15 %

The actuator is not included in the scope of delivery. It can only be purchased in conjunction with the safety switch.



| <b>Electrical data</b>          |  |
|---------------------------------|--|
| Protection class                | II, totally insulated                    |
| <b>Contact elements</b>         |  |
| Rated insulation voltage        | $U_i$ 250 V                              |
| Rated impulse withstand voltage | $U_{imp}$ 2,5 kV                         |
| Conv. thermal current           | $I_{the}$ 5 A                            |
| Utilization category            | AC-15, $U_e / I_e$ 230 V / 2,5 A         |
| Direct opening action           | ⊖ according to IEC/EN 60947-5-1, Annex K |
| Short-circuit protective device | 4 A gG                                   |
| <b>Electro magnets</b>          |  |
| Duty cycle                      | 100 % ED (at E1; E2)                     |
| Temperature class               | F (155 °C)                               |
| Inrush power consumption        | 65 VA (0,1 s)                            |
| Permanent power consumption     | 8 VA                                     |
| Switch operations permanent     | 600 / h                                  |
| Operating voltage               | 110 / 230 V AC                           |

| <b>Mechanical data</b>   |  |
|--------------------------|--|
| Enclosure                | Thermoplastic, glass fibre reinforced (UL 94-V0)                         |
| Cover                    | Thermoplastic, glass fibre reinforced (UL 94-V0)                         |
| Actuating head           | Thermoplastic, glass fibre reinforced / Zn-GD                            |
| Actuator                 | Separate actuator (Steel / PA)   |
| Minimum actuating radius | $R_{min}$ see separate actuators data sheet                              |
| Velocity for actuating   | $V_{max}$ 0,5 m/s  |
| Extraction force         | ≥ 27 N   |
| Interlocking principle   | Magnetic force   |
| Unlocking                | Spring force   |
| Hold on force            | $F_{zh}$ ≤ 1500 N acc. to GS-ET-19                                       |
| Ambient air temperature  | -25 °C ... +70 °C  |
| Contact type             | 3 NC, 1 NO   |
| Switching principle      | 4 slow make and break contact elements                                   |
| Mechanical life          | 1 x 10 <sup>6</sup> switching cycles (at max. 600 switch operations / h) |
| Assembly                 | 4 x M5   |
| Connection               | Spring-clamp connection  |
| Conductor cross-sections | 0,5 ... 1,5 mm <sup>2</sup> flexible                                     |
| Cable entrance           | 3 x M20 x 1,5  |
| Weight                   | ≈ 0,34 kg  |
| Installation position    | operator definable   |
| Protection type          | IP67 acc. to IEC/EN 60529  |

| <b>ID for safety engineering</b> |                            |
|----------------------------------|----------------------------|
| B10d                             | 2 x 10 <sup>6</sup> cycles |

| <b>Actuation</b>  |  |
|---|--|
| 4 different actuating directions achievable by rotating the actuating head.<br>Changing between horizontal and vertical actuating direction by setting the actuating head in the requested direction. |  |

| Standards |  |
|-----------|--|
|           | VDE 0660 T100, DIN EN 60947-1, IEC 60947-1     |
|           | VDE 0660 T200, DIN EN 60947-5-1, IEC 60947-5-1 |
|           | GS-ET-19                                       |
|           | DIN EN ISO 13849-1                             |

| EU Conformity |  |
|---------------|--|
|               | acc. to directive 2006/42/EC (Safety-of-Machinery-Directive) |

| Approvals |   |
|-----------|---|
|           | DGUV                                    |
|           | cCSA <sub>US</sub> B300 (same polarity) |
|           | CCC                                     |

| Notes  |  |
|--|--|
| <p>The degree of protection (IP code) specified applies solely to a property closed cover and the use of an equivalent cable gland with adequate cable.</p> <p>The switch may not be used as a mechanical stop.</p> <p>In case that power is removed from the solenoid the safety switch will be no longer in a locked position. Operator can open the guard! Attention has to be given to the risks of the machine in this situation!</p> |  |