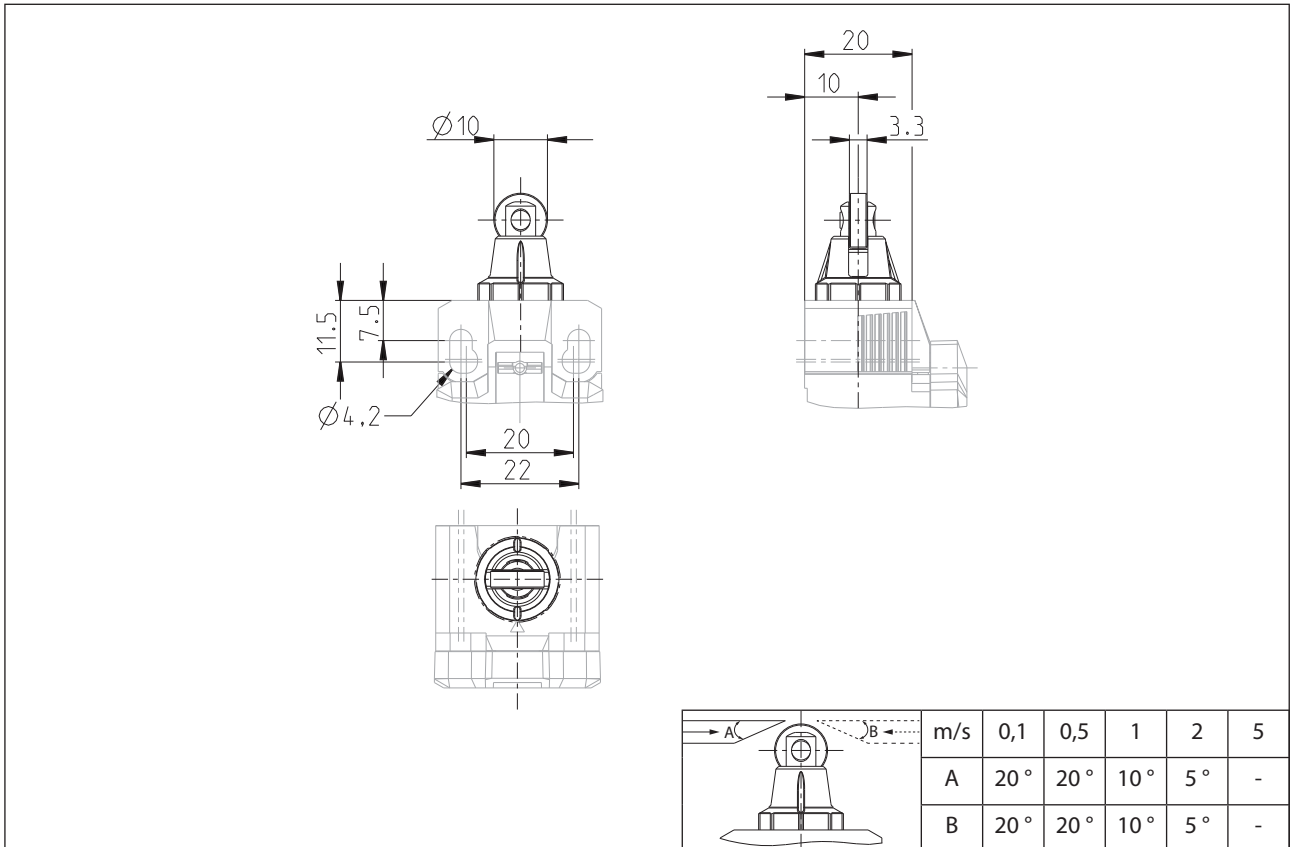


Actuator

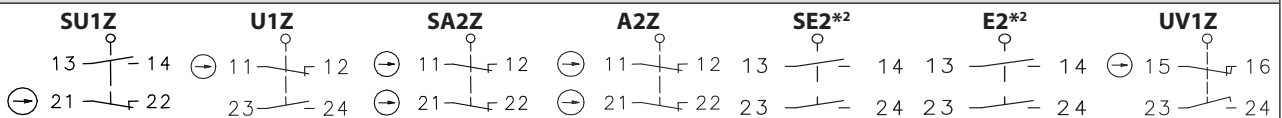
Series IN65/I81-modular system

Description **RK-EINR.**

Article number **3918172342**

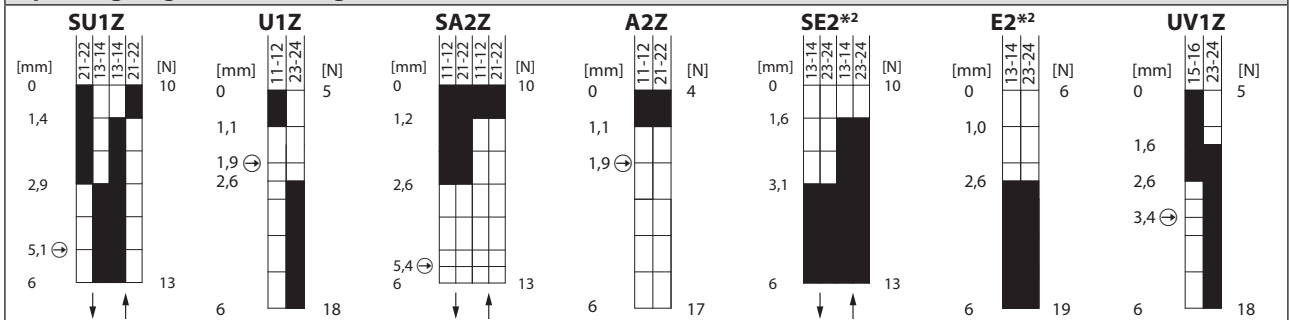


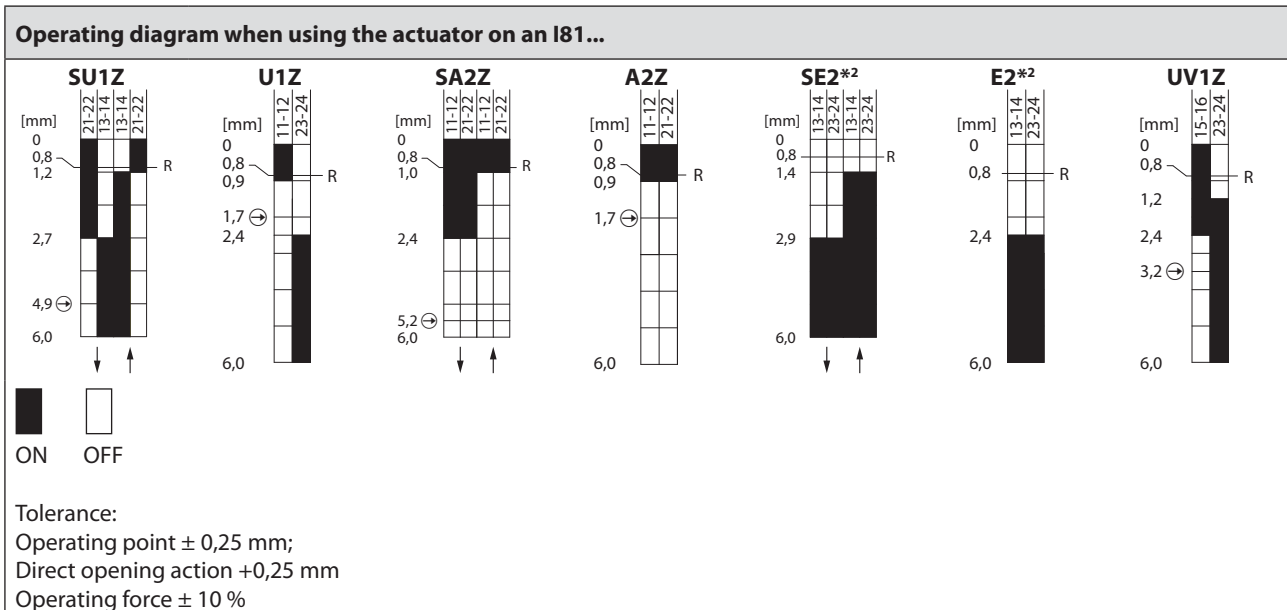
Switching symbol depending on the switching function used



Operating diagram depending on the switching function used and the switch series

Operating diagram when using the actuator on an IN65...





Mechanical data	
Actuator	Roller (Thermoplastic)
Operating temperature	-30 °C ... +75 °C
Storage temperature	-40 °C ... +80 °C
Protection type	IP66 / IP67 acc. EN 60529
Operating rate	V 0,06 m/min $\leq V \leq 30$ m/min
Switching frequency	≤ 100 / min.
Mechanical life	20×10^6 operating cycles *1
Mission time	≤ 20 years
Weight	$\approx 0,015$ kg
Installation position	operator definable

Actuation

The actuating device is preferably started from 2 sides.
 By lifting the clamp the actuation assembly can be rotated in 45° increments such that 8 actuation directions are possible.
 The actuation assembly is to be again fastened to the housing by lowering the clamp.

Approvals
cCSA _{US}

Notes

*1 The specification represents the maximum value for the respective individual component of the kit. The decisive mechanical life is determined for the completely assembled terminal device by the individual component with the lowest value.
 *2 These switching functions have no safety function / direct opening action. The built-in switch is therefore not available as a single component, but is only available as factory assembled in a housing.

The degree of protection (IP code) specified applies solely in the mounted state.

Approvals / properties applies only to the fully assembled device.