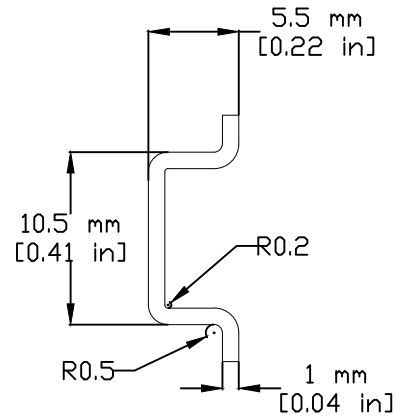
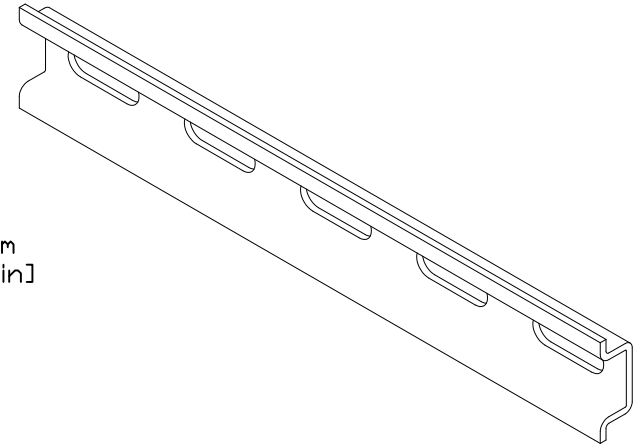
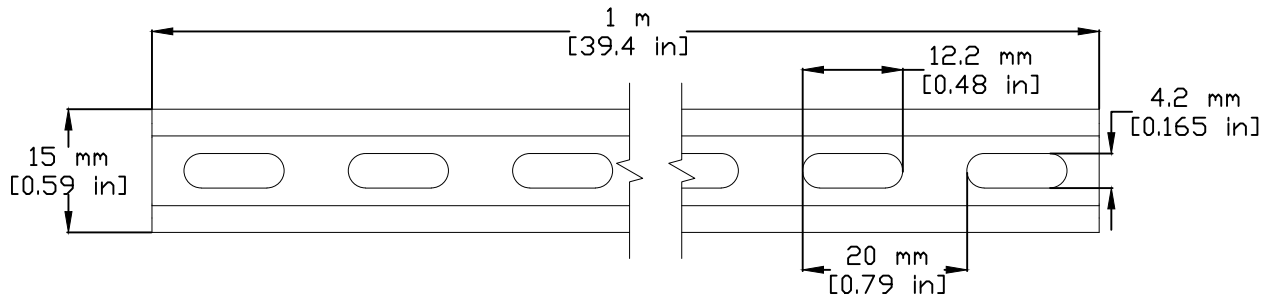


REVISIONS FOR DWG # CA601/S

REV	CH.NO.	DESCRIPTION	DATE	REVISED BY
-	-	ORIGINAL DESIGN	08/23/16	ARON G



UNLESS OTHERWISE SPECIFIED
 • ALL DIMENSIONS ARE IN MILLIMETERS
 • THIRD ANGLE PROJECTION

• TOLERANCE

XX	∅	1.00 mm
XX.X	∅	0.50 mm
XX.XX	∅	0.20 mm
ALL	∅	XX mm

CIRTEM

This Drawing is the property of

Altrech Corp.[®]

35 Royal Road
 Flemington NJ 08822-6000
 (908) 806-9400 • Fax (908) 806-9490

AND IS A CONFIDENTIAL DISCLOSURE
 LENT WITHOUT CONSIDERATION OTHER
 THAN THE BORROWER'S AGREEMENT
 THAT IT SHALL NOT BE REPRODUCED,
 COPIED, LENT, OR DISPOSED OF
 DIRECTLY OR INDIRECTLY NOR USED
 FOR ANY PURPOSE OTHER THAN THAT
 FOR WHICH IT IS SPECIFICALLY
 FURNISHED.

TITLE: DIN15 Mounting Rail, Perforated, Steel
 PN: CA601/S

DRAWN BY: Aron Gyorgypal	08/23/16	DRAWING NO.:	M-Cad-8-CA601/S	REV.:	-
CHECKED BY: Laszlo G	08/23/16	SCALE:	-	SHEET:	1 OF: 1
RELEASED BY: Laszlo G	08/23/16				