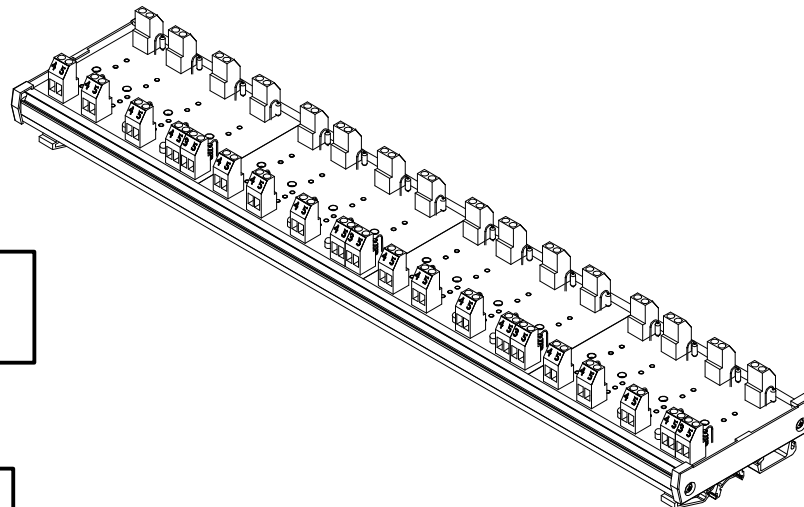
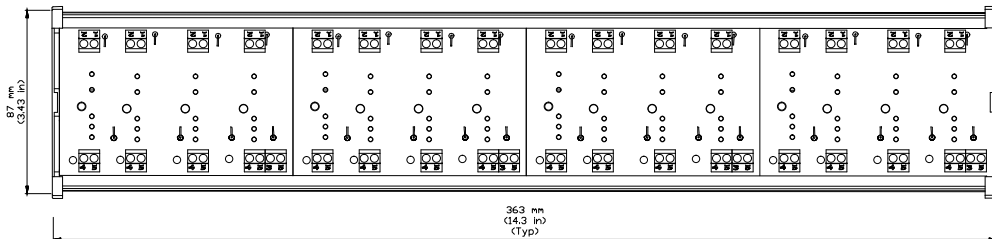
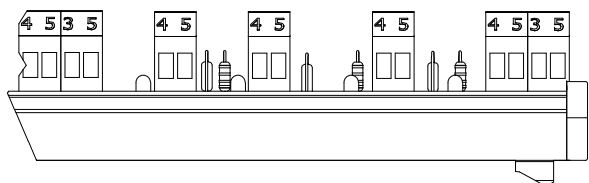
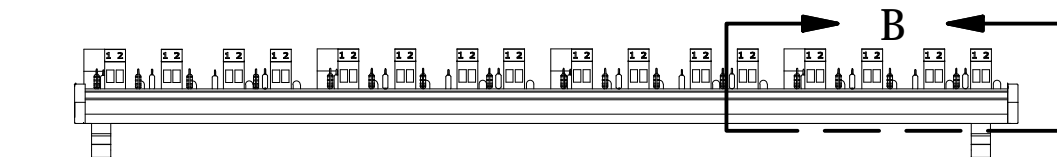
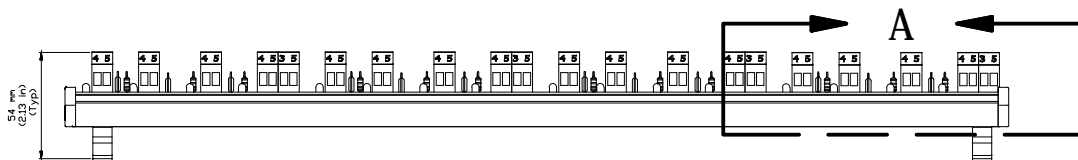


REVISIONS FOR DWG # 71-8861.0

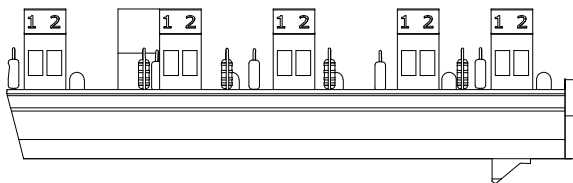
REV	CH.NO.	DESCRIPTION	DATE	REVISED BY
-	-	ORIGINAL DESIGN	07/16/15	ARON G



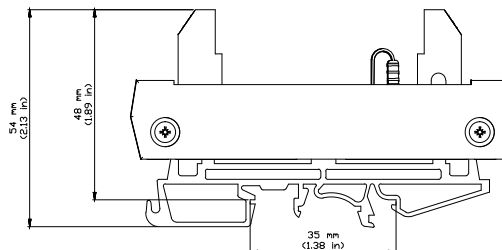
Interactive 3D Model



DETAIL A



DETAIL B



UNLESS OTHERWISE SPECIFIED
 • ALL DIMENSIONS ARE IN MILLIMETERS
 • THIRD ANGLE PROJECTION

• TOLERANCE

XX	±	1.00 mm
XX.X	±	0.50 mm
XX.XX	±	0.20 mm
ALL	±	XX mm

C-THINK

This Drawing is the property of

Altech Corp.

35 Royal Road
 Flemington NJ 08822-6000
 (908) 806-9400 • Fax (908) 806-9490

AND IS A CONFIDENTIAL DISCLOSURE LENT WITHOUT CONSIDERATION OTHER THAN THE BORROWER'S AGREEMENT THAT IT SHALL NOT BE REPRODUCED, COPIED, LENT, OR DISPOSED OF DIRECTLY OR INDIRECTLY NOR USED FOR ANY PURPOSE OTHER THAN THAT FOR WHICH IT IS SPECIFICALLY FURNISHED.

TITLE: Bussed I/O Opto Carrier Interface
 16 Position; DIN Rail; PN:8861.0

DRAWN BY: Aron Gyorgypal	07/16/15	DRAWING NO.:	M-Cad-71-8861.0	REV.:	-
CHECKED BY: Laszlo G	07/16/15	SCALE:	-	SHEET:	1 OF: 1
RELEASED BY: Laszlo G	07/16/15				