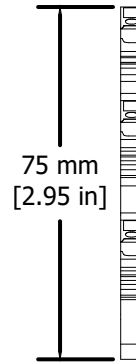
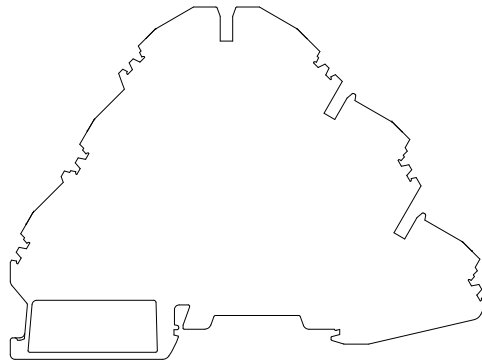
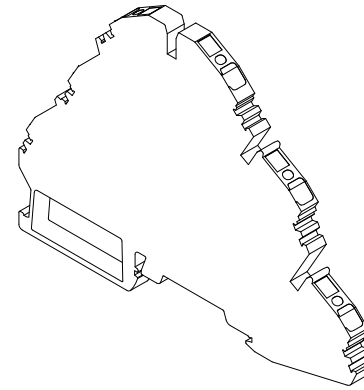
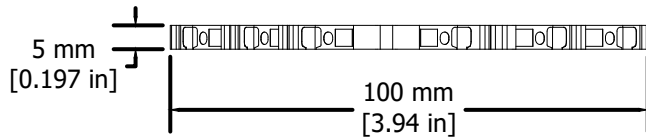


REVISIONS FOR DWG # ATL2.5

| REV | CH.NO. | DESCRIPTION | DATE | REVISED BY |
|-----|--------|-----------------|----------|------------|
| - | - | ORIGINAL DESIGN | 08/16/16 | ARON G |



UNLESS OTHERWISE SPECIFIED
 • ALL DIMENSIONS ARE IN MILLIMETERS
 • THIRD ANGLE PROJECTION

• TOLERANCE

| | | |
|-------|---|---------|
| XX | ∅ | 1.00 mm |
| XX.X | ∅ | 0.50 mm |
| XX.XX | ∅ | 0.20 mm |
| ALL | ∅ | XX mm |

CIRTEK

This Drawing is the property of

Altrech Corp.[®]

35 Royal Road
 Flemington NJ 08822-6000
 (908) 806-9400 • Fax (908) 806-9490

AND IS A CONFIDENTIAL DISCLOSURE
 LENT WITHOUT CONSIDERATION OTHER
 THAN THE BORROWER'S AGREEMENT
 THAT IT SHALL NOT BE REPRODUCED,
 COPIED, LENT, OR DISPOSED OF
 DIRECTLY OR INDIRECTLY NOR USED
 FOR ANY PURPOSE OTHER THAN THAT
 FOR WHICH IT IS SPECIFICALLY
 FURNISHED.

TITLE: Triple Level Spring Clamp
 PN: ATL2.5

| | | | | | |
|-----------------------------|----------|--------------|------------------|--------|---------|
| DRAWN BY: Aron Gyorgypal | 08/16/16 | DRAWING NO.: | M-Cad-2dr-ATL2.5 | REV.: | - |
| CHECKED BY: Markus K | 08/16/16 | SCALE: | - | SHEET: | 1 OF: 1 |
| RELEASED BY: Laszlo G | 08/16/16 | | | | |