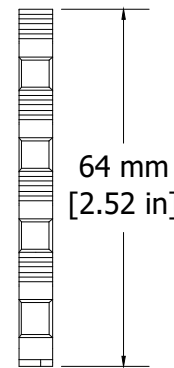

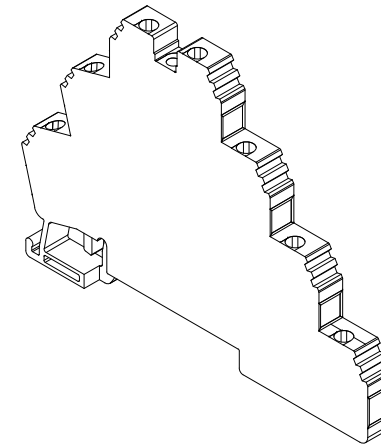
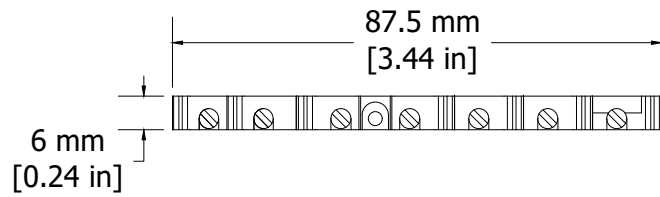




REVISIONS FOR DWG # CTLG2.5(E)MOV

REV	CH.NO.	DESCRIPTION	DATE	REVISED BY
-	-	ORIGINAL DESIGN	05/31/17	ARON G



 Dimensions & Weight	MOV for voltage surge spike protection
Width	6 mm
Length	87.5 mm
Height w DIN Rail	66.0 mm 74.0 mm
Weight per piece	14.8 g

UNLESS OTHERWISE SPECIFIED
 • ALL DIMENSIONS ARE IN MILLIMETERS
 • THIRD ANGLE PROJECTION 

• TOLERANCE	
XX	∓ 1.00 mm
XX.X	∓ 0.50 mm
XX.XX	∓ 0.20 mm
ALL	∓ XX mm

C-RTM

This Drawing is the property of

Altech Corp.[®]

35 Royal Road
 Flemington NJ 08822-6000
 (908) 806-9400 • Fax (908) 806-9490

AND IS A CONFIDENTIAL DISCLOSURE LENT WITHOUT CONSIDERATION OTHER THAN THE BORROWER'S AGREEMENT THAT IT SHALL NOT BE REPRODUCED, COPIED, LENT, OR DISPOSED OF DIRECTLY OR INDIRECTLY NOR USED FOR ANY PURPOSE OTHER THAN THAT FOR WHICH IT IS SPECIFICALLY FURNISHED.

TITLE: Surge Suppressor Terminal Block
 PN: CTLG2.5(E)MOV

DRAWN BY: Aron Gyorgypal	05/31/17	DRAWING NO.:	M-Cad-2dr-CTLG2.5EMOV	REV.:	-
CHECKED BY: Laszlo G	05/31/17	SCALE:	-	SHEET:	1 OF: 1
RELEASED BY: Laszlo G	05/31/17				