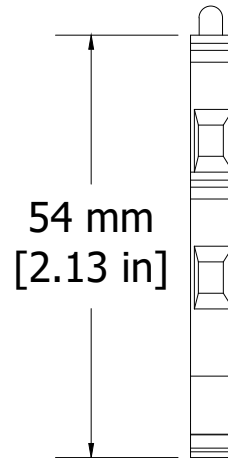
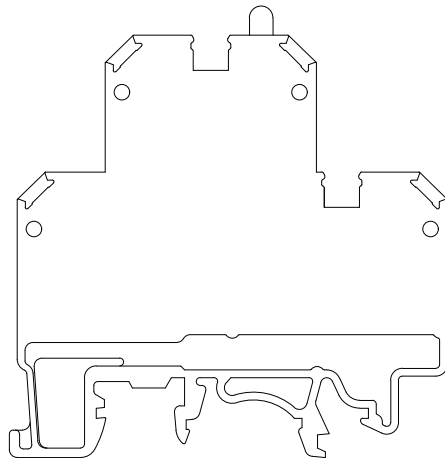
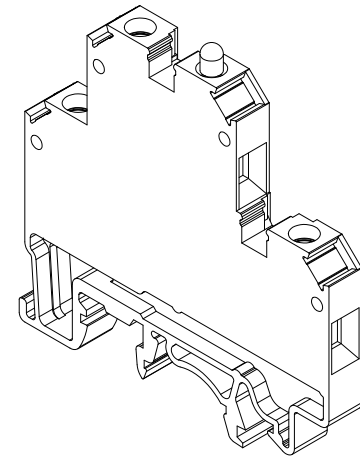
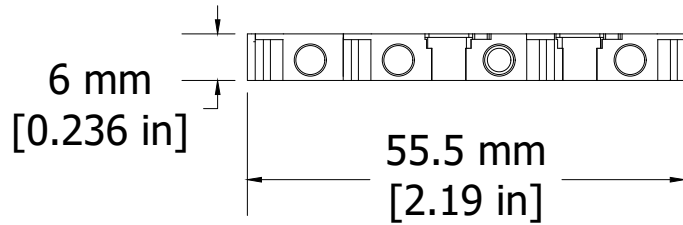


REVISIONS FOR DWG # CDL4U(E)LD4

REV	CH.NO.	DESCRIPTION	DATE	REVISED BY
-	-	ORIGINAL DESIGN	08/12/16	ARON G



UNLESS OTHERWISE SPECIFIED  
 • ALL DIMENSIONS ARE IN MILLIMETERS  
 • THIRD ANGLE PROJECTION

• TOLERANCE

XX	mm	1.00
XX.X	mm	0.50
XX.XX	mm	0.20
ALL	mm	XX

CIRTECH

This Drawing is the property of

**Altrech Corp.**<sup>®</sup>

35 Royal Road  
 Flemington NJ 08822-6000  
 (908) 806-9400 • Fax (908) 806-9490

AND IS A CONFIDENTIAL DISCLOSURE  
 LENT WITHOUT CONSIDERATION OTHER  
 THAN THE BORROWER'S AGREEMENT  
 THAT IT SHALL NOT BE REPRODUCED,  
 COPIED, LENT, OR DISPOSED OF  
 DIRECTLY OR INDIRECTLY NOR USED  
 FOR ANY PURPOSE OTHER THAN THAT  
 FOR WHICH IT IS SPECIFICALLY  
 FURNISHED.

TITLE: Indicator / Diode Circuit Terminal Block  
 PN: CDL4U(E)LD4

DRAWN BY: Aron Gyorgypal	08/12/16	DRAWING NO.:	M-Cad-2dr-CDL4U(E)LD4	REV.:	-
CHECKED BY: Markus K	08/12/16	SCALE:	-	SHEET:	1 OF: 1
RELEASED BY: Laszlo G	08/12/16				