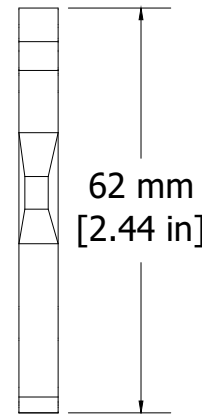
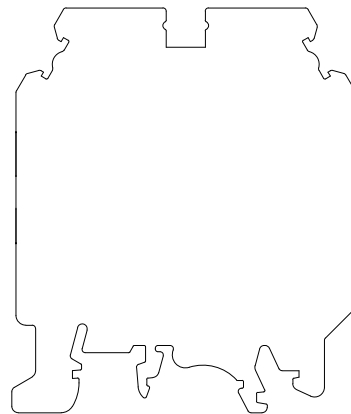
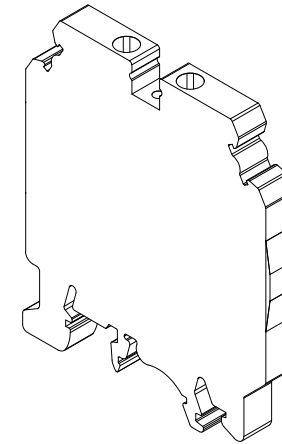
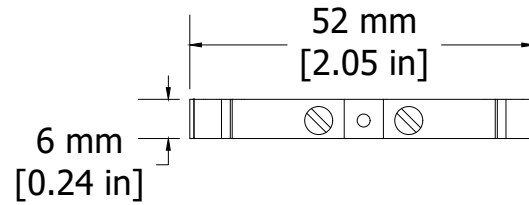


REVISIONS FOR DWG # CTS4USC

REV	CH.NO.	DESCRIPTION	DATE	REVISED BY
-	-	ORIGINAL DESIGN	05/31/17	ARON G



Dimensions & Weight		Feed Through Terminal Spring Loaded
Width		6 mm
Length		52 mm
Height w DIN Rail	35 x 7.5 mm 35 x 15 mm	63.4 mm 70.8 mm
Weight per piece		13.0 g

UNLESS OTHERWISE SPECIFIED
 • ALL DIMENSIONS ARE IN MILLIMETERS
 • THIRD ANGLE PROJECTION

• TOLERANCE	
XX	∅ 1.00 mm
XX.X	∅ 0.50 mm
XX.XX	∅ 0.20 mm
ALL	∅ XX mm

C-RTM

This Drawing is the property of

Altrech Corp.

35 Royal Road
 Flemington NJ 08822-6000
 (908) 806-9400 • Fax (908) 806-9490

AND IS A CONFIDENTIAL DISCLOSURE LENT WITHOUT CONSIDERATION OTHER THAN THE BORROWER'S AGREEMENT THAT IT SHALL NOT BE REPRODUCED, COPIED, LENT, OR DISPOSED OF DIRECTLY OR INDIRECTLY NOR USED FOR ANY PURPOSE OTHER THAN THAT FOR WHICH IT IS SPECIFICALLY FURNISHED.

TITLE: Spring Loaded Feed-Through Terminal Block

DRAWN BY: Aron Gyorgypal	05/31/17	DRAWING NO.:	M-Cad-2dr-CTS4USC	REV.:	-
CHECKED BY: Laszlo G	05/31/17	SCALE:	-	SHEET:	1 OF: 1
RELEASED BY: Laszlo G	05/31/17				