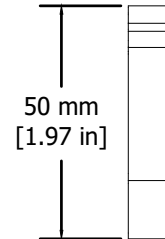
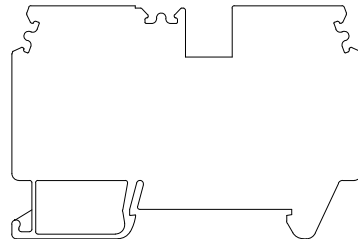
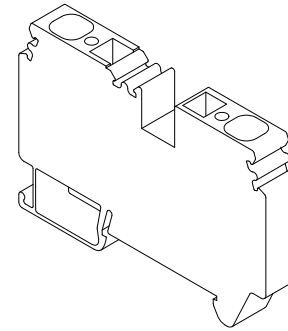
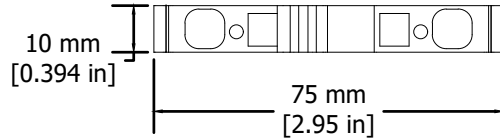


REVISIONS FOR DWG # CSC10T

REV	CH.NO.	DESCRIPTION	DATE	REVISED BY
-	-	ORIGINAL DESIGN	08/16/16	ARON G



UNLESS OTHERWISE SPECIFIED  
 • ALL DIMENSIONS ARE IN MILLIMETERS  
 • THIRD ANGLE PROJECTION

• TOLERANCE

XX	∅	1.00 mm
XX.X	∅	0.50 mm
XX.XX	∅	0.20 mm
ALL	∅	XX mm

C-RTM

This Drawing is the property of

**Altrech Corp.**

35 Royal Road  
 Flemington NJ 08822-6000  
 (908) 806-9400 • Fax (908) 806-9490

AND IS A CONFIDENTIAL DISCLOSURE  
 LENT WITHOUT CONSIDERATION OTHER  
 THAN THE BORROWER'S AGREEMENT  
 THAT IT SHALL NOT BE REPRODUCED,  
 COPIED, LENT, OR DISPOSED OF  
 DIRECTLY OR INDIRECTLY NOR USED  
 FOR ANY PURPOSE OTHER THAN THAT  
 FOR WHICH IT IS SPECIFICALLY  
 FURNISHED.

TITLE: Feed-Through & Multi-Connection Spring Clamp  
 PN: CSC10T

DRAWN BY: Aron Gyorgypal	08/16/16	DRAWING NO.:	M-Cad-2dr-CSC10T	REV.:	-
CHECKED BY: Markus K	08/16/16	SCALE:	-	SHEET: 1	OF: 1
RELEASED BY: Laszlo G	08/16/16				