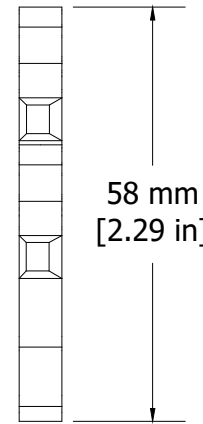
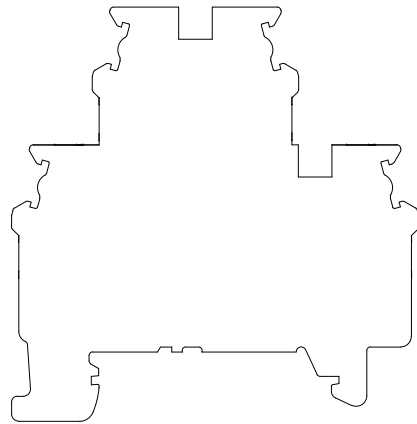
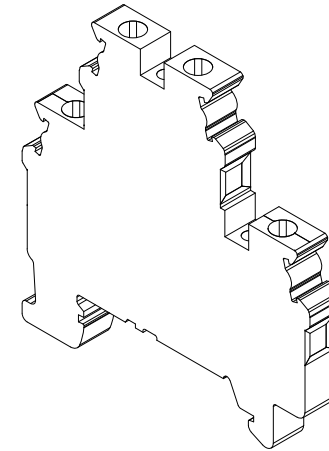
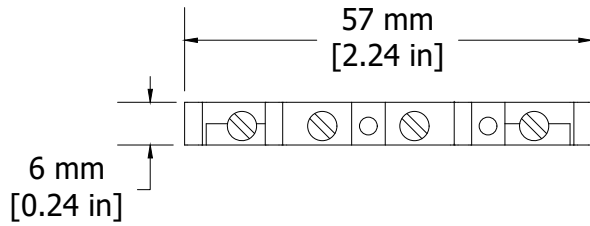


REVISIONS FOR DWG # CDLG4_IS

REV	CH.NO.	DESCRIPTION	DATE	REVISED BY
-	-	ORIGINAL DESIGN	05/26/17	ARON G



Height w DIN Rail	35 x 7.5 mm	59.5 mm
	35 x 15 mm	67.2 mm

UNLESS OTHERWISE SPECIFIED
 • ALL DIMENSIONS ARE IN MILLIMETERS
 • THIRD ANGLE PROJECTION

• TOLERANCE

XX	∅	1.00 mm
XX.X	∅	0.50 mm
XX.XX	∅	0.20 mm
ALL	∅	XX mm

CIRTIM

This Drawing is the property of
Altrech Corp.[®]
 35 Royal Road
 Flemington NJ 08822-6000
 (908) 806-9400 • Fax (908) 806-9490

AND IS A CONFIDENTIAL DISCLOSURE
 LENT WITHOUT CONSIDERATION OTHER
 THAN THE BORROWER'S AGREEMENT
 THAT IT SHALL NOT BE REPRODUCED,
 COPIED, LENT, OR DISPOSED OF
 DIRECTLY OR INDIRECTLY NOR USED
 FOR ANY PURPOSE OTHER THAN THAT
 FOR WHICH IT IS SPECIFICALLY
 FURNISHED.

TITLE: Feed Through Double Level Terminal Block
 CDLG4_IS

DRAWN BY: Aron Gyorgypal	05/26/17	DRAWING NO.:	M-Cad-2dr-CDLG4_IS	REV.:	-
CHECKED BY: Laszlo G	05/26/17	SCALE:	-	SHEET:	1 OF: 1
RELEASED BY: Laszlo G	05/26/17				