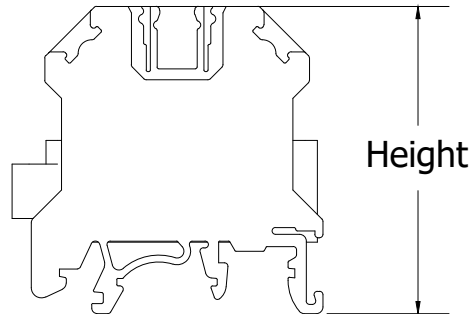
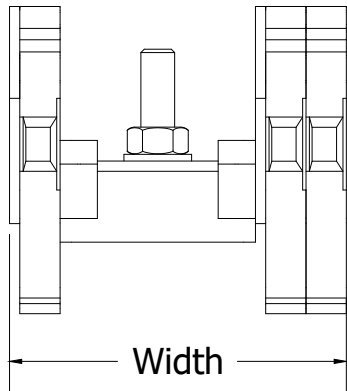
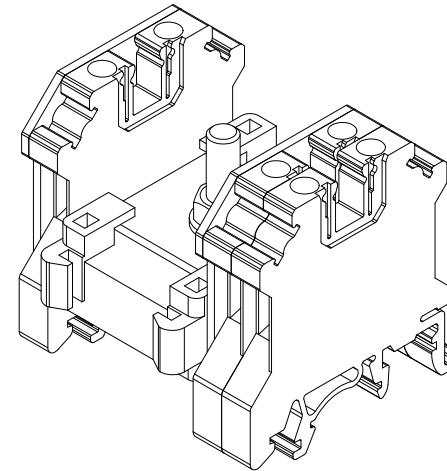
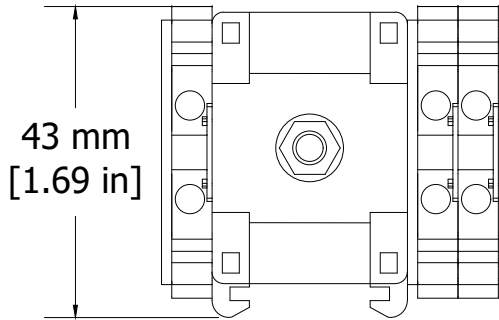


REVISIONS FOR DWG # CDB4/X(1)

REV	CH.NO.	DESCRIPTION	DATE	REVISED BY
-	-	ORIGINAL DESIGN	05/24/17	ARON G



Dimensions & Weight

Width	6 Outputs	52.0 mm
	8 Outputs	58.0 mm
	10 Outputs	64.0 mm
	12 Outputs	70.0 mm
	14 Outputs	76.0 mm
	22 Outputs	100.0 mm
Length	24 Outputs	106.0 mm
		43 mm
Height w DIN Rail	35 x 7.5 mm	46.2 mm
	35 x 15 mm	53.7 mm

50A Distribution Terminal Block Side Feed	
6 Outputs	52.0 mm
8 Outputs	58.0 mm
10 Outputs	64.0 mm
12 Outputs	70.0 mm
14 Outputs	76.0 mm
22 Outputs	100.0 mm
24 Outputs	106.0 mm
Length	43 mm
Height w DIN Rail	46.2 mm
	53.7 mm

UNLESS OTHERWISE SPECIFIED
 • ALL DIMENSIONS ARE IN MILLIMETERS
 • THIRD ANGLE PROJECTION

• TOLERANCE	
XX	∅ 1.00 mm
XX.X	∅ 0.50 mm
XX.XX	∅ 0.20 mm
ALL	∅ XX mm

C-RTM

This Drawing is the property of

Altech Corp.

35 Royal Road
 Flemington NJ 08822-6000
 (908) 806-9400 • Fax (908) 806-9490

AND IS A CONFIDENTIAL DISCLOSURE
 LENT WITHOUT CONSIDERATION OTHER
 THAN THE BORROWER'S AGREEMENT
 THAT IT SHALL NOT BE REPRODUCED,
 COPIED, LENT, OR DISPOSED OF
 DIRECTLY OR INDIRECTLY NOR USED
 FOR ANY PURPOSE OTHER THAN THAT
 FOR WHICH IT IS SPECIFICALLY
 FURNISHED.

TITLE: Side Feed Distribution Terminal Blocks
 CDB4/X(1)

DRAWN BY: Aron Gyorgypal	05/24/17	DRAWING NO.:	M-Cad-CDB4_X1	REV.:	-
CHECKED BY: Laszlo G	05/24/17	SCALE:	-	SHEET:	1 OF: 1
RELEASED BY: Laszlo G	05/24/17				