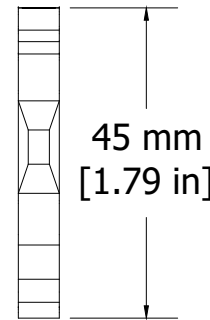
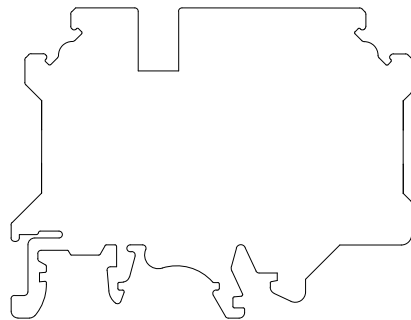
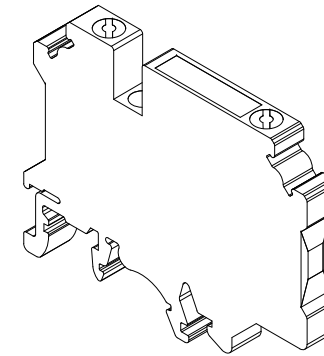
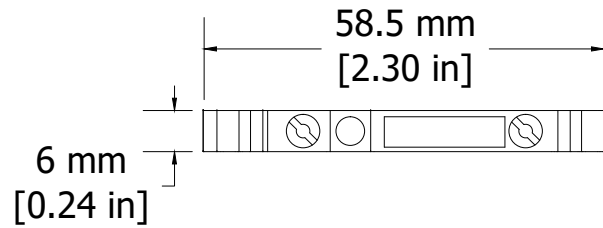


REVISIONS FOR DWG # CF4SPFT

REV	CH.NO.	DESCRIPTION	DATE	REVISED BY
-	-	ORIGINAL DESIGN	05/30/17	ARON G



**Dimensions & Weight**

		Knife Style Disconnect Same profile as CF4SP Fuse Block
Width		6 mm
Length		58.5 mm
Height w DIN Rail	35 x 7.5 mm 35 x 15 mm	46.0 mm 53.5 mm
Weight per piece		27.2 g

UNLESS OTHERWISE SPECIFIED  
 • ALL DIMENSIONS ARE IN MILLIMETERS  
 • THIRD ANGLE PROJECTION

• TOLERANCE

XX	∅	1.00 mm
XX.X	∅	0.50 mm
XX.XX	∅	0.20 mm
ALL	∅	XX mm

This Drawing is the property of  
**Altech Corp.**

35 Royal Road  
 Flemington NJ 08822-6000  
 (908) 806-9400 • Fax (908) 806-9490

AND IS A CONFIDENTIAL DISCLOSURE  
 LENT WITHOUT CONSIDERATION OTHER  
 THAN THE BORROWER'S AGREEMENT  
 THAT IT SHALL NOT BE REPRODUCED,  
 COPIED, LENT, OR DISPOSED OF  
 DIRECTLY OR INDIRECTLY NOR USED  
 FOR ANY PURPOSE OTHER THAN THAT  
 FOR WHICH IT IS SPECIFICALLY  
 FURNISHED.

TITLE: Disconnect and Test Terminal Block  
 CF4SPFT

DRAWN BY: Aron Gyorgypal	05/30/17	DRAWING NO.:	M-Cad-2dr-CF4SPFT	REV.:	-
CHECKED BY: Laszlo G	05/30/17	SCALE:	-	SHEET:	1 OF: 1
RELEASED BY: Laszlo G	05/30/17				

C-RTM