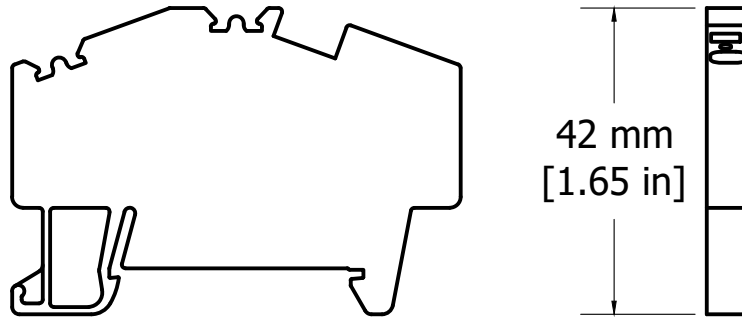
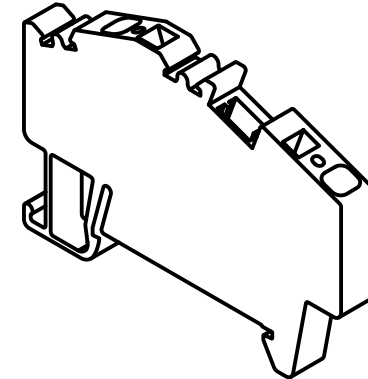
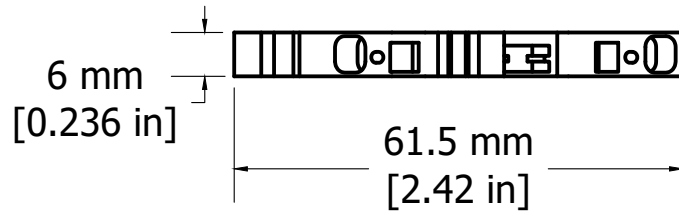


REVISIONS FOR DWG # AS4/X

REV	CH.NO.	DESCRIPTION	DATE	REVISED BY
-	-	ORIGINAL DESIGN	08/16/16	ARON G



Part Number
AS4
AS4/3
AS4/4

UNLESS OTHERWISE SPECIFIED  
 • ALL DIMENSIONS ARE IN MILLIMETERS  
 • THIRD ANGLE PROJECTION

• TOLERANCE

XX	∅	1.00 mm
XX.X	∅	0.50 mm
XX.XX	∅	0.20 mm
ALL	∅	XX mm

C-RTM

This Drawing is the property of  
**Altrech Corp.**

35 Royal Road  
 Flemington NJ 08822-6000  
 (908) 806-9400 • Fax (908) 806-9490

AND IS A CONFIDENTIAL DISCLOSURE  
 LENT WITHOUT CONSIDERATION OTHER  
 THAN THE BORROWER'S AGREEMENT  
 THAT IT SHALL NOT BE REPRODUCED,  
 COPIED, LENT, OR DISPOSED OF  
 DIRECTLY OR INDIRECTLY NOR USED  
 FOR ANY PURPOSE OTHER THAN THAT  
 FOR WHICH IT IS SPECIFICALLY  
 FURNISHED.

TITLE: Angular Feed-Through Spring Clamp  
 Terminal Block: PN: AS4/X

DRAWN BY: Aron Gyorgypal	08/16/16	DRAWING NO.:	M-Cad-2dr-AS4/X	REV.:	-
CHECKED BY: Markus K	08/16/16	SCALE:	-	SHEET:	1 OF: 1
RELEASED BY: Laszlo G	08/16/16				