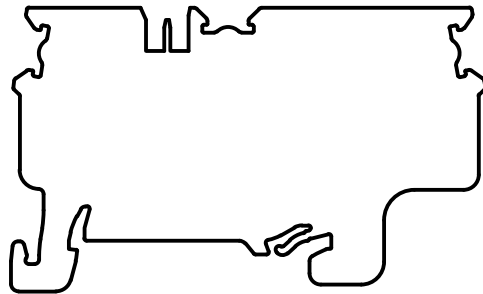
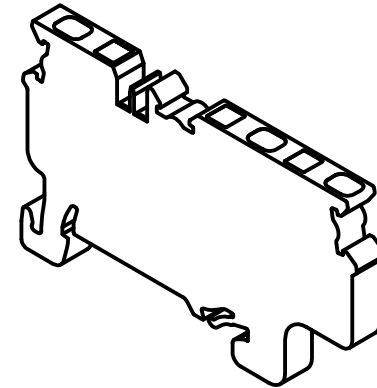
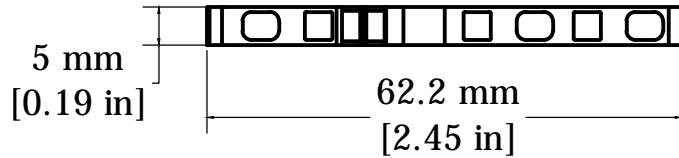


REVISIONS FOR DWG # CX2.5/3

REV	CH.NO.	DESCRIPTION	DATE	REVISED BY
-	-	ORIGINAL DESIGN	06/17/16	ARON G



Height with DIN Rail	
35 x 7.5 mm	38.0 mm
35 x 15 mm	45.5 mm

UNLESS OTHERWISE SPECIFIED

- ALL DIMENSIONS ARE IN MILLIMETERS
- THIRD ANGLE PROJECTION

• TOLERANCE	
XX	∅ 1.00 mm
XX.X	∅ 0.50 mm
XX.XX	∅ 0.20 mm
ALL	∅ XX mm

This Drawing is the property of

Altech Corp.[®]

35 Royal Road
Flemington NJ 08822-6000
(908) 806-9400 • Fax (908) 806-9490

AND IS A CONFIDENTIAL DISCLOSURE LENT WITHOUT CONSIDERATION OTHER THAN THE BORROWER'S AGREEMENT THAT IT SHALL NOT BE REPRODUCED, COPIED, LENT, OR DISPOSED OF DIRECTLY OR INDIRECTLY NOR USED FOR ANY PURPOSE OTHER THAN THAT FOR WHICH IT IS SPECIFICALLY FURNISHED.

TITLE: Multiple Connection Terminal Block Spring Terminal Blocks; CX Series			
DRAWN BY: Aron Gyorgypal	06/17/16	DRAWING NO.:	REV.:
CHECKED BY: Laszlo G	06/17/16	M-Cad-2dr-CX2.5/3	-
RELEASED BY: Laszlo G	06/17/16	SCALE: -	SHEET: 1 OF: 1

C-RTM