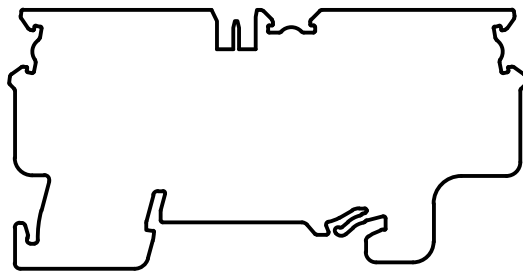
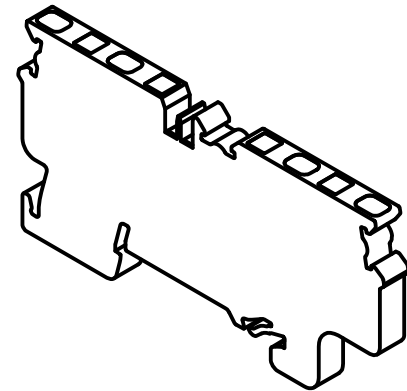
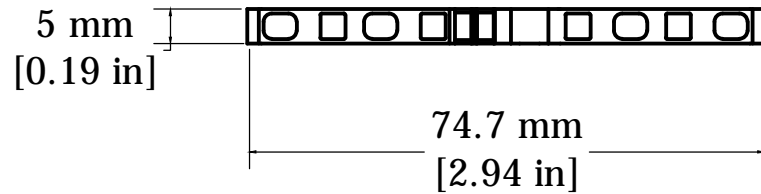


REVISIONS FOR DWG # CXG2.5/4

REV	CH.NO.	DESCRIPTION	DATE	REVISED BY
-	-	ORIGINAL DESIGN	06/20/16	ARON G



Height with DIN Rail	
35 x 7.5 mm	38.0 mm
35 x 15 mm	45.5 mm

<p>UNLESS OTHERWISE SPECIFIED</p> <ul style="list-style-type: none"> • ALL DIMENSIONS ARE IN MILLIMETERS • THIRD ANGLE PROJECTION <p>• TOLERANCE</p> <table> <tr> <td>XX</td> <td>∅</td> <td>1.00 mm</td> </tr> <tr> <td>XX.X</td> <td>∅</td> <td>0.50 mm</td> </tr> <tr> <td>XX.XX</td> <td>∅</td> <td>0.20 mm</td> </tr> <tr> <td>ALL</td> <td>∅</td> <td>XX mm</td> </tr> </table>	XX	∅	1.00 mm	XX.X	∅	0.50 mm	XX.XX	∅	0.20 mm	ALL	∅	XX mm	<p>This Drawing is the property of</p> <p>Altrech Corp.[®]</p> <p>35 Royal Road Flemington NJ 08822-6000 (908) 806-9400 • Fax (908) 806-9490</p>	<p>AND IS A CONFIDENTIAL DISCLOSURE LENT WITHOUT CONSIDERATION OTHER THAN THE BORROWER'S AGREEMENT THAT IT SHALL NOT BE REPRODUCED, COPIED, LENT, OR DISPOSED OF DIRECTLY OR INDIRECTLY NOR USED FOR ANY PURPOSE OTHER THAN THAT FOR WHICH IT IS SPECIFICALLY FURNISHED.</p>	<p>TITLE: Multiple Connection Ground/Earth Terminal Block, Spring Terminal Block; CX Series</p>	
	XX	∅	1.00 mm													
XX.X	∅	0.50 mm														
XX.XX	∅	0.20 mm														
ALL	∅	XX mm														
<p>DRAWN BY: Aron Gyorgypal</p> <p>CHECKED BY: Laszlo G</p> <p>RELEASED BY: Laszlo G</p>	<p>06/20/16</p> <p>06/20/16</p> <p>06/20/16</p>	<p>DRAWING NO.: M-Cad-2dr-CXG2.5/4</p> <p>SCALE: -</p>	<p>REV.: -</p> <p>SHEET: 1 OF: 1</p>													

CIRTIM