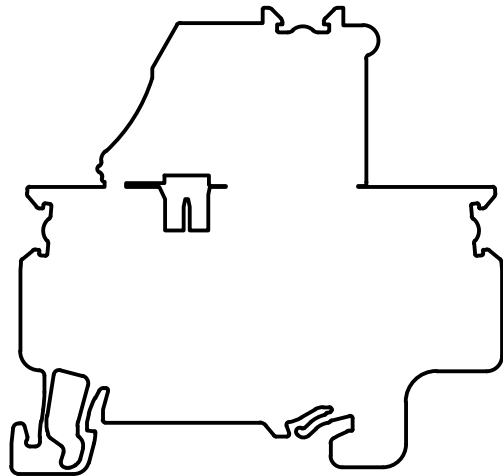
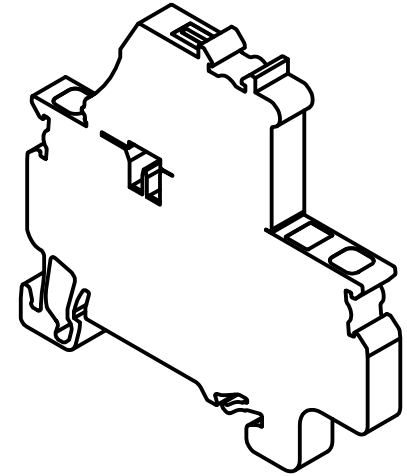
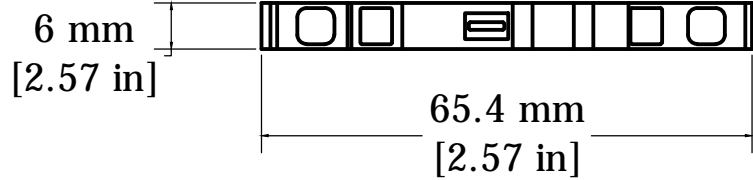


REVISIONS FOR DWG # CXF4

REV	CH.NO.	DESCRIPTION	DATE	REVISED BY
-	-	ORIGINAL DESIGN	06/21/16	ARON G



Height with DIN Rail	
35 x 7.5 mm	49.5 mm
35 x 15 mm	57 mm

UNLESS OTHERWISE SPECIFIED
 • ALL DIMENSIONS ARE IN MILLIMETERS
 • THIRD ANGLE PROJECTION

• TOLERANCE	
XX	∅ 1.00 mm
XX.X	∅ 0.50 mm
XX.XX	∅ 0.20 mm
ALL	∅ XX mm

CIRTEK

This Drawing is the property of
Altech Corp.[®]

35 Royal Road
 Flemington NJ 08822-6000
 (908) 806-9400 • Fax (908) 806-9490

AND IS A CONFIDENTIAL DISCLOSURE
 LENT WITHOUT CONSIDERATION OTHER
 THAN THE BORROWER'S AGREEMENT
 THAT IT SHALL NOT BE REPRODUCED,
 COPIED, LENT, OR DISPOSED OF
 DIRECTLY OR INDIRECTLY NOR USED
 FOR ANY PURPOSE OTHER THAN THAT
 FOR WHICH IT IS SPECIFICALLY
 FURNISHED.

TITLE: Fuse Terminal Blocks 5x20 mm
 Spring Terminal Block; CX Series

DRAWN BY: Aron Gyorgypal	06/21/16	DRAWING NO.:	M-Cad-2dr-CXF4	REV.:	-
CHECKED BY: Laszlo G	06/21/16	SCALE:	-	SHEET: 1	OF: 1
RELEASED BY: Laszlo G	06/21/16				