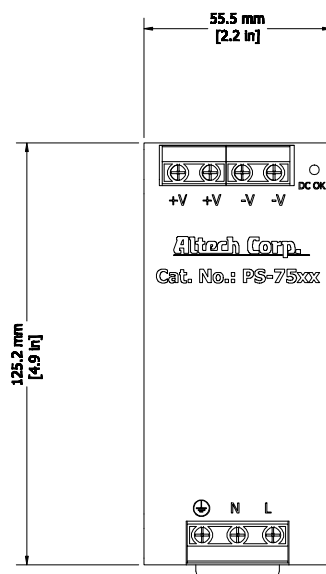
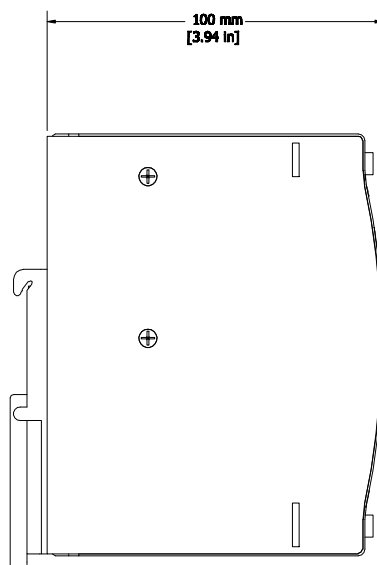
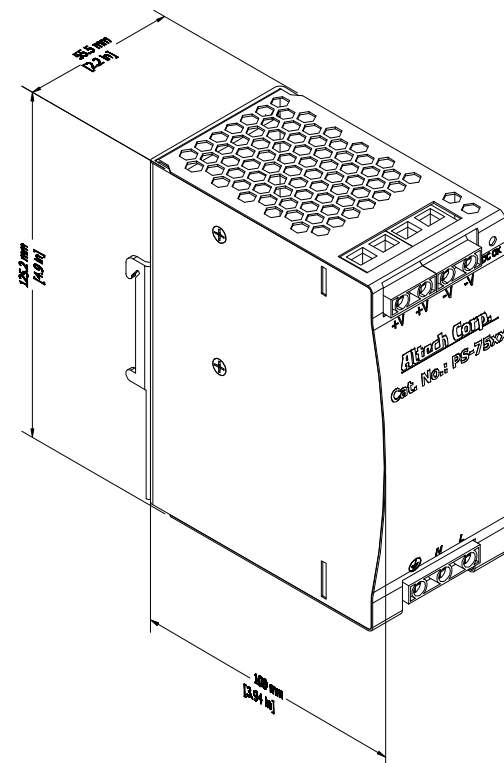
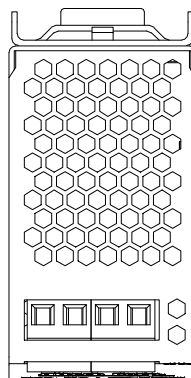


REVISIONS FOR DWG # 20-PS75-PS75

REV	CH.NO.	DESCRIPTION	DATE	REVISED BY
-	-	ORIGINAL DESIGN	7/23/07	Phil E.



UNLESS OTHERWISE SPECIFIED		
• ALL DIMENSIONS ARE IN MILLIMETERS		
• THIRD ANGLE PROJECTION		
• TOLERANCE		
XX	±	1.0 mm
XX.X	±	0.5 mm
XX.XX	±	0.2 mm
ALL	±	— mm

METRIC

This Drawing is the property of

Altech Corp.

35 Royal Road
Flemington NJ 08822-6000
(908) 806-9400 • Fax (908) 806-9490

AND IS A CONFIDENTIAL DISCLOSURE LENT WITHOUT CONSIDERATION OTHER THAN THE BORROWER'S AGREEMENT THAT IT SHALL NOT BE REPRODUCED, COPIED, LENT, OR DISPOSED OF DIRECTLY OR INDIRECTLY NOR USED FOR ANY PURPOSE OTHER THAN THAT FOR WHICH IT IS SPECIFICALLY FURNISHED.

TITLE: 75W Single Output DIN Rail Power Supply PS-75 Series

DRAWN BY: Philipp Ernstberger	7/23/07	DRAWING NO.:	20-PS75-PS75	REV.:	—
CHECKED BY: Laszlo Gyorgypal	7/23/07	SCALE:	—	SHEET:	1 OF: 1
RELEASED BY: Laszlo Gyorgypal	7/23/07				