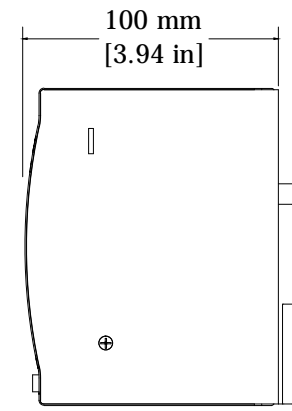
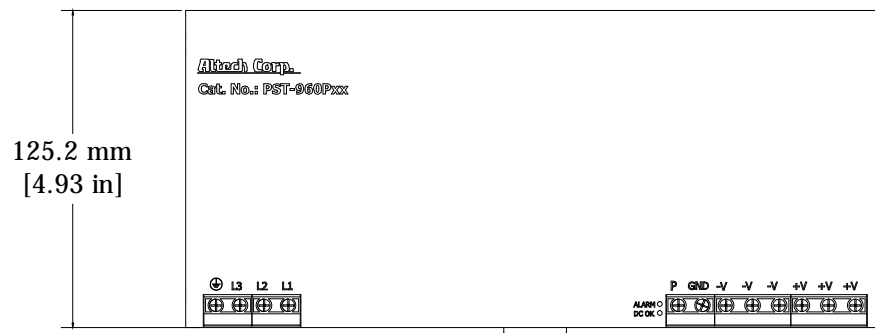
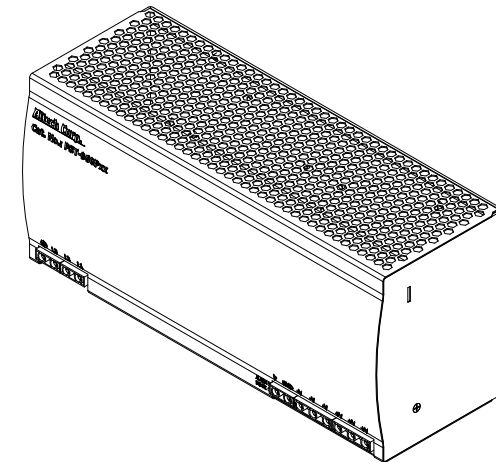
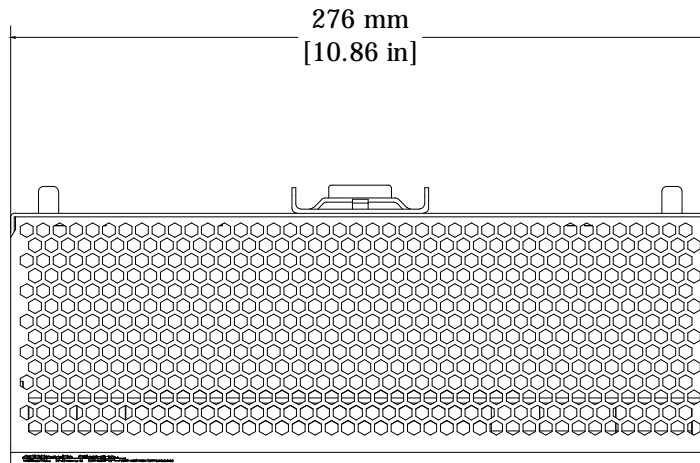


# REVISIONS FOR DWG # PST-960Pxx

REV	CH.NO.	DESCRIPTION	DATE	REVISED BY
-	-	ORIGINAL DESIGN	06/15/16	ARON G



- UNLESS OTHERWISE SPECIFIED
- ALL DIMENSIONS ARE IN MILLIMETERS
  - THIRD ANGLE PROJECTION

TOLERANCE	
XX	± 1.00 mm
XX.X	± 0.50 mm
XX.XX	± 0.20 mm
ALL	± XX mm

MEM  
C

This Drawing is the property of

**Altech Corp.**

35 Royal Road  
Flemington NJ 08822-6000  
(908) 806-9400 • Fax (908) 806-9490

AND IS A CONFIDENTIAL DISCLOSURE  
LENT WITHOUT CONSIDERATION OTHER  
THAN THE BORROWER'S AGREEMENT  
THAT IT SHALL NOT BE REPRODUCED,  
COPIED, LENT, OR DISPOSED OF  
DIRECTLY OR INDIRECTLY NOR USED  
FOR ANY PURPOSE OTHER THAN THAT  
FOR WHICH IT IS SPECIFICALLY  
FURNISHED.

TITLE: 960W Three Phase Industrial Din Rail  
Power Supply with PFC and Parallel Function

DRAWN BY: Aron Gyorgypal	06/15/16	DRAWING NO.: M-Cad-PST_960Pxx	REV.: -
CHECKED BY: Laszlo G	06/15/16		
RELEASED BY: Laszlo G	06/15/16	SCALE: -	SHEET: 1 OF: 1